

KM Series Rotary Joints

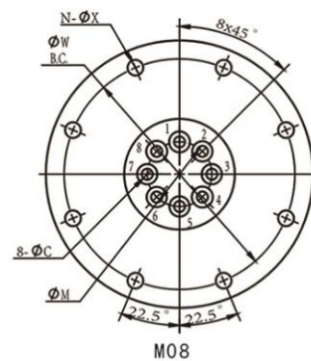
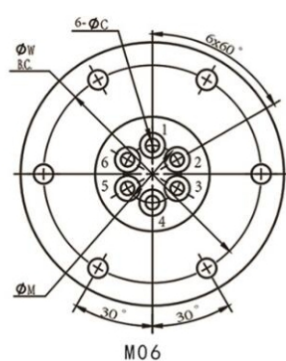
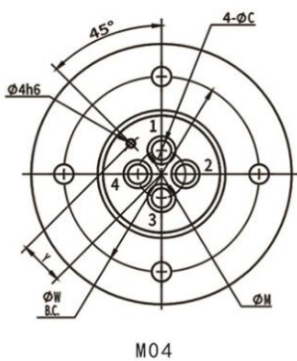
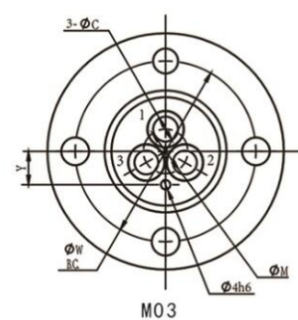
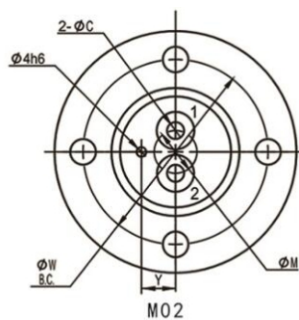
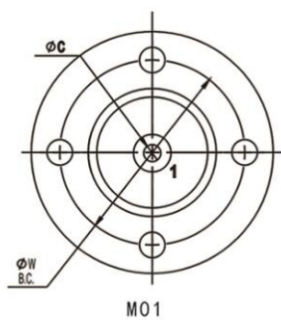
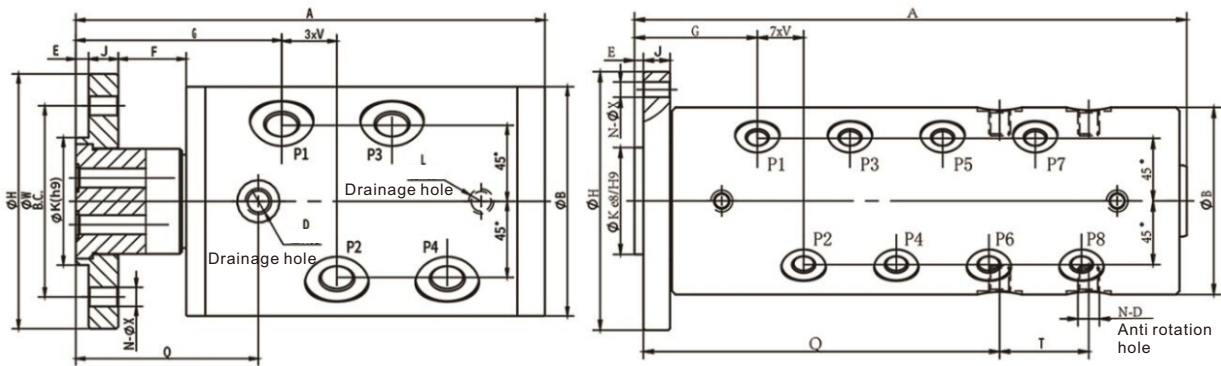
Applicable medium	Temperature	Max pressure	Max Rotary Speed
Hydraulic oil	-30°C~+80°C	30Mpa	3000R/min



Product Features

- ▲ Two wide and high-precision bearings support smooth operation, and the bearings require no maintenance for life;
- ▲ Imported specialized sealing components ensure longevity and destiny;
- ▲ After special treatment, the core shaft ensures sufficient wear resistance;
- ▲ The shell can be made of aluminum alloy, carbon steel, stainless steel, or brass;
- ▲ Independent drainage hole design to prevent leakage to the external environment;
- ▲ Special products can be customized according to customer conditions.

Dimension



Model selection table

Types of	DN	Model	K	P	A	B	C	M	Q	D	E	F	G	V	H	J	L	N-X	W
KM01	15	KM01015	40	G1/2"	127	78	13	/	70	2-M8	5	30	85	/	80	10	Rc1/8"	4-9	60
	20	KM01020	45	G3/4"	135	82	16	/	75	2-M8	5	29	90	/	85	12	Rc1/8"	4-9	65
	25	KM01025	45	G1"	147	90	22	/	80	2-M12	5	29	98	/	85	12	Rc1/8"	4-9	65
	32	KM01032	55	G1-1/4"	164	108	30	/	86	2-M12	6	32	107	/	110	14	Rc1/8"	4-9	80
KM02	08	KM02008	45	2-G1/4"	145	83	6	14	65	2-M8	5	28	84	22	85	12	Rc1/8"	4-9	65
	10	KM02010	45	2-G3/8"	155	90	9	15	70	2-M12	5	30	91	24	85	12	Rc1/8"	4-9	65
	15	KM02015	55	2-G1/2"	180	108	12	20	76	2-M12	6	32	100	30	110	16	Rc1/8"	4-9	80
	20	KM02020	70	2-G3/4"	225	155	16	30	110	2-M16	5	38	124	36	125	12	Rc1/4"	6-14	100
KM03	08	KM03008	45	3-G1/4"	169	83	6	14	70	2-M8	5	29	86	22	85	12	Rc1/8"	4-9	65
	10	KM03010	45	3-G3/8"	177	90	9	16	80	2-M12	5	30	91	23	85	14	Rc1/8"	4-9	65
	15	KM03015	60	3-G1/2"	209	108	12	20	86	2-M12	6	33	100	30	120	12	Rc1/8"	4-9	90
KM04	08	KM04008	45	4-G1/4"	178	90	6	18	80	2-M12	5	28	86.5	18	85	12	Rc1/8"	4-9	65
	10	KM04010	60	4-G3/8"	221	108	9	22	86	2-M12	6	32	97	26	120	14	Rc1/8"	4-9	90
	15	KM04015	75	4-G1/2"	245	115	12	29	91	2-M12	6	31	104	30	130	16	Rc1/8"	4-9	110
KM06	06	KM06006	50	6-G1/8"	208	78	6	25	85	4-M10	5	/	62	20	115	14	/	6-8.5	95
	08	KM06008	50	6-G1/4"	232	78	6	25	85	4-M10	5	/	64	24	115	14	/	6-8.5	95
	10	KM06010	70	6-G3/8"	270	105	9	35	170	4-M12	5	/	70	28	145	15	/	6-8.5	125
	15	KM06015	80	6-G1/2"	300	118	12	40	205	4-M12	5	/	77	32	165	20	/	6-13.5	145
KM08	06	KM08006	60	8-G1/8"	278	105	6	35	175	4-M12	5	/	67	22	145	15	/	8-8.5	125
	08	KM08008	60	8-G1/4"	310	105	6	35	205	4-M12	5	/	69	26	145	15	/	8-8.5	125
	10	KM08010	70	8-G1/8"	330	115	9	45	225	4-M12	5	/	73	28	155	15	/	8-8.5	135