

MFO Series Fiber Optic Slip Ring(FORJ)

MFO series fiber optic slip ring is an optic+electromechanical device that allows the transmission of power and fiber optic signals from a stationary to a rotating structure. It can perfectly transmit data on 360° rotating. It is also especially suitable for occasion where it needs to transmit large volume data/signal from permanent position to rotation position under unlimited, continuous or discontinuous rotating, which can improve mechanical property, simplify system operation and avoid destroying fiber optics. also can be combined with electric slip ring to transmit power and high-speed data too.

Product Reference



1 Channel (FORJ)
Fiber Optic Slip Rings



Multichannel (FORJ)
Fiber Optic Slip Rings



Multichannel Fiber
Optic+Electric Slip Rings

Features

- Options for single mode & multiple mode
- FC, SC, ST, SMA, or LC (PC and APC) on your request
- Large amounts of data transmitting.
- Anti-electromagnetic interference
- Could support 1,2,4,6,8 channel fiber optic on 360 rotating.
- Combine with 1~96circuits power/signal.
- Much higher rotating speed

MFO Series Models

Model#	Optic Fiber Channel	Circuits Num	OD (mm)
MFO100	1	0	10.1
MFO100B	1	0	12.7
MFO102	1	1~30	24.8
MFO107	1	1~24	33
MFO108	1	1~48	56
MFO109	1	1~96	86
MFO200	2	0	67
MFO200B	2	0	67
MFO200C	2	0	26
MFO208	2	1~96	119
MFO400	4	0	67
MFO400B	4	0	67
MFO408	4	1~96	119
MFO600	6	0	67
MFO608	6	1~96	119
MFO800	8	0	67
MFO808	8	1~96	119
MFO1000C	10	0	38
MFO1200C	12	0	38
MFO1600C	16	0	38
MFO2000C	20	0	38
MFO2400C	24	0	38
MFO2600C	26	0	67

MFO100 series

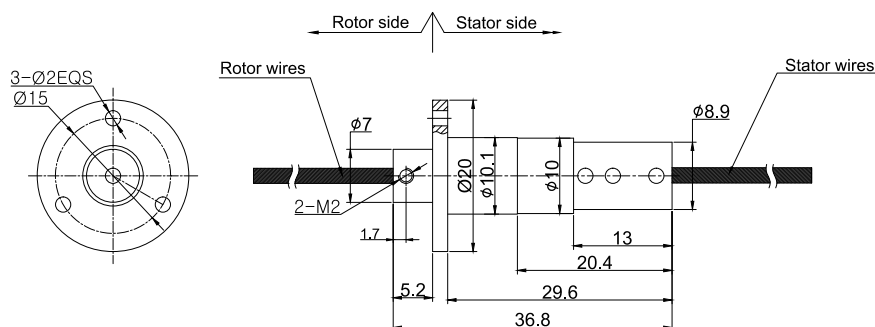
1 Channel (FORJ) Fiber Optic Slip Rings

MFO100 fiber optic slip ring support 1 channel fiber optic(SM/MM). It can perfectly transmit data on 360° rotating. It is also especially suitable for occasion where it needs to transmit large volume data/signal from permanent position to rotation position under unlimited, continuous or discontinuous rotating, which can improve mechanical property, simplify system operation and avoid the rotating of turning joints destroying fiber optics.



Features :

- Low insertion loss, high rotation speed
- Non-contact, zero friction, long working life, 1 channel can achieve one hundred million revolutions
- Small size, light weight, high sealing class
- Fiber optic transmitting signal, no electromagnetic interference, long-distance transmission



Part # Explanation

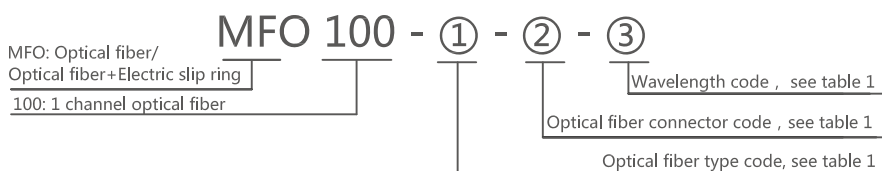


Table 1

Fiber Type Code	Fiber Connector Code	Wavelength Code
01 : 9/125um , Single-mode	FC : FC Connector	01 : 1310/1550(Single-mode)
02 : 50/125um , Multiple-mode	ST : ST Connector	02 : 850/1310(Multiple-mode)
03 : 62.5/125m , Multiple-mode	SC : SC Connector	
	LC : LC Connector	
	The connector face is PC by default , If APC is needed, APC should be added behind APC, such as FC/APC.	

Specifications

Items	Type	Single-mode	Multiple-mode
Wavelength(nm)			±50
Max Insert Loss , 23°C(db)		1.2	0.7
Insert Loss Ripple(db)		0.6	0.4
Return Loss(db)		≥55(No connector)	≥40(No connector)
Max Power(w)		0.5	
Weight(g)		50	
Max Rotating Speed(rpm)		12000	
Working Life		> 5 billion turn	
Working Temperature(°C)		-45~85	
Storage Temperature(°C)		-50~85	
Protection Grade		IP65	

MFO100A series

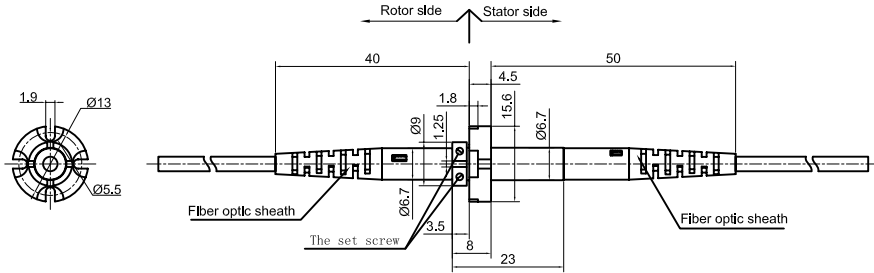
1 Channel (FORJ)Fiber Optic Slip Rings

MFO100A fiber optic slip ring support 1 channel fiber optic(SM/MM). It can perfectly transmit data on 360° rotating. It is also especially suitable for occasion where it needs to transmit large volume data/signal from permanent position to rotation position under unlimited, continuous or discontinuous rotating, which can improve mechanical property, simplify system operation and avoid the rotating of turning joints destroying fiber optics.



Features :

- Low insertion loss, high rotation speed
- Non-contact, zero friction, long working life, single core can achieve one hundred million revolution
- Small size, light weight, high sealing class
- Fiber optic transmitting signal, no leaks , no electromagnetic interference, long-distance



Part # Explanation

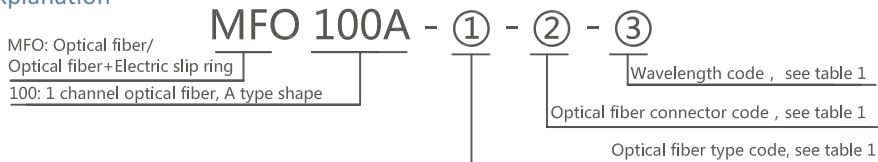


Table 1

Fiber Type Code	Fiber Connector Code	Wavelength Code
01 : 9/125um , Single-mode	FC : FC Connector ST : ST Connector	01 : 1310/1550(Single-mode)
02 : 50/125um , Multiple-mode	SC : SC Connector LC : LC Connector	02 : 850/1310(Multiple-mode)
03 : 62.5/125m , Multiple-mode	The connector face is PC by default ,if APC is needed, APC shouldbe added behind APC, such asFC/APC	

Specifications

Itmes	Type	Single-Mode	
		Single-Mode	Single-Mode
Wavewidth(nm)		±50	
Max Insert Loss , 23°C(db)		1.2	0.7
Insert Loss Ripple(db)		0.6	0.4
Return Loss(db)		≥55(No connector)	≥40(No connector)
Max Power(w)		0.5	
Weight(g)		50	
Max Rotating Speed(rpm)		1000	
Working Life		> 5 billion turn	
Working Temperature(°C)		-45~85	
Storage Temperature(°C)		-50~85	
Protection Grade		IP68	

Options for custom slip ring

Note: Below special demands can be customized. According, the delivery date will be extended 3 to 15 days; also the cost will be increased 30% to 50%. Most of our basic parts are standard and modular, which can save the cost and lead time.

- ① Cable exit way and cable length can be customized for both rotor and stator.
- ② Because of the structure limitation, length/height/OD can be customized on your request.
- ③ Support current or signal up to 200 rings.
- ④ Aviation plug, terminal and heat-shrink tube are optional.
- ⑤ Hybrid slip ring for Yaskawa/Panasonic/Siemens servo control signal, power line and encoder line.
- ⑥ Support mixed high speed data transmission (including Ethernet, USB, RS232, RS485, Profibus, CanBUS, CANOPEN, DeviceNET, CC-LINK, ProfiNET, EtherCAT, etc.)
- ⑦ Can combine temperature control signal with thermocouple signal.

- ⑧ Special environment can be customized, such as quakeproof, high temperature.
 - ⑨ Hybrid Pneumatic/hydraulic and electric slip ring can be mixed.
 - ⑩ Optical fiber connector, optical fiber type and fiber pigtail length can be customized.
 - ⑪ Optic fiber channels can be customized.
 - ⑫ Optic fiber wavelength can be customized.
 - ⑬ Maximum current can up to 5000 amperes.
 - ⑭ Military grade.
 - ⑮ Optional for underwater IP65, IP68.
 - ⑯ Optional for stainless steel housing.
- Technical support: technical@moflon.com

MFO100B series

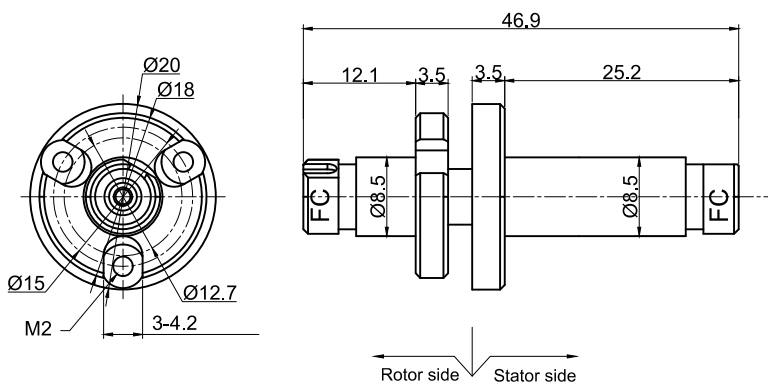
1 Channel (FORJ)fiber Optic Slip Rings

MFO100B fiber optic slip ring support 1 channel fiber optic(SM/MM). It can perfectly transmit data on 360° rotating. It is also especially suitable for occasion where it needs to transmit large volume data/signal from permanent position to rotation position under unlimited, continuous or discontinuous rotating, which can improve mechanical property, simplify system operation and avoid the rotating of turning joints destroying fiber optics.



Features :

- Low insertion loss, high rotation speed
- Non-contact, zero friction, long working life, single core can achieve one hundred million revolutions
- Small in size, in light weight, high sealing class
- Fiber optics transmitting signal, no leaks , no electromagnetic interference, long-distance



Part # Explanation

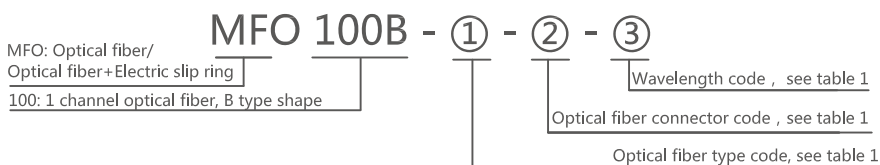


Table 1

Fiber Type Code	Fiber Connector Code	Wavelength Code
01 : 9/125um , Single-mode	FC : FC Connector ST : ST Connector	01 : 1310/1550(Single-mode)
02 : 50/125um , Multiple-mode	SC : SC Connector LC : LC Connector	02 : 850/1310(Multiple-mode)
03 : 62.5/125m , Multiple-mode	The connector face is PC by default , If APC is needed, APC should be added behind APC, such as FC/APC.	

Specifications

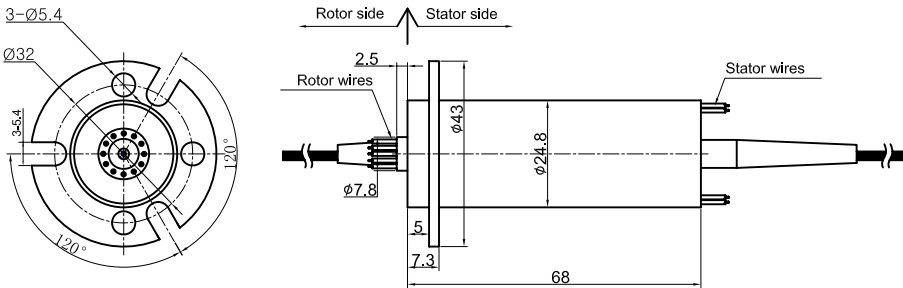
Items	Type	Single-Mode	Multiple-Mode
Wavelength(nm)			±50
Max Insert Loss , 23°C(db)		1.2	0.7
Insert Loss Ripple(db)		0.6	0.4
Return Loss(db)		≥55(No connector)	≥40(No connector)
Max Power(w)		0.5	
Weight(g)		50	
Max Rotating Speed(rpm)		1000	
Working Life		> 5 billion turn	
Working Temperature(°C)		-45~85	
Storage Temperature(°C)		-50~85	
Protection Grade		IP68	

MFO102 series

1 Channel Fiber Optic+electric Slip Rings

MFO102 can combine 1 channel optical fiber and electric(1~36wires). It adopt complete aluminum alloy structure, can support signal(5A).

Rotary joint of FORJ+Electric is also called photoelectrical slip ring, photoelectricity collector ring, which adopts fiber optic as data transmission media to solve the data transmission between system units. It can perfectly transmit data on 360° rotating. It is also especially suitable for occasion where it needs to transmit large volume data/signal from permanent position to rotation position on unlimited, continuous or discontinuous rotating, which can improve mechanical property, simplify system operation and avoid the rotating of turning joints destroy fiber optics. Fiber optic rotary joint can be combined with traditional electric slip ring to transmit power and high-speed data.



Part # Explanation

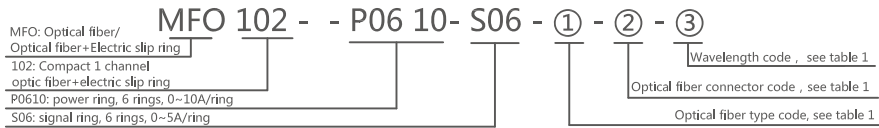


Table 1

Fiber Type Code	Fiber Connector Code	Wavelength Code
01 : 9/125um , Single-mode	FC : FC Connector ST : ST Connector	01 : 1310/1550(Single-mode)
02 : 50/125um , Multiple-mode	SC : SC Connector LC : LC Connector	02 : 850/1310(Multiple-mode)
03 : 62.5/125m , Multiple-mode	The connector face is PC by default , If APC is needed, APC should be added behind APC, such as FC/APC.	

Part#List

MFO102 - Compact 1 channel optic fiber+electric slip ring part list				
Part#	Optic Fiber Channel	10A	Signal or 2A	Length(mm)
MFO102-S06	1 channel	0	6	68
MFO102-S12	1 channel	0	12	68
MFO102-S18	1 channel	0	18	68

If you have any special requirements, please contact customer service for specific model and customization.

Specifications

Item	Type	Single-Mode	Multiple-Mode
WaveWidth(nm)			±50
Max insert Loss , 23°C(dB)		1.2	0.7
Insert Loss Ripple(dB)		0.6	0.4
Return Loss(dB)		≥55(No connector)	≥40(No connector)
Max Power(W)		0.5	
Weight(g)		50	
Max Rotating Speed(rpm)		1000	
Working Life		>5 billion turn	
Working Temperature(°C)		-45~85	
Storage Temperature(°C)		-50~85	
Parameter		Value	
		Power	Signal
Rated Voltage		0~240VAC/VDC	0~240VAC/VDC
Insulation Resistance		≥1000MΩ/500VDC	≥1000MΩ/500VDC
Lead Wires		AWG22#Teflon	AWG22#Teflon
Lead Length		Standard 300mm(can be extend)	
Dielectric Strength		500VAC@50Hz , 60s	
Electrical Noise		<0.01Ω	
		Mechanical Data	
Parameter		Value	
Working Life		20 million turn	
Rotating Speed		250 RPM	
Working Temperature		-30°C~80°C	
Operating Humidity		0~85% RH	
Contact Material		gold-gold	
Housing Materia		aluminium alloy	
Torque		0.1N.m ; +0.03N.m/6ring	
Protection Grade		IP51	

Options for custom slip ring

Note: Below special demands can be customized. According, the delivery date will be extended 3 to 15 days; also the cost will be increased 30% to 50%. Most of our basic parts are standard and modular, which can save the cost and lead time.

- ① Cable exit way and cable length can be customized for both rotor and stator.
- ② Because of the structure limitation, length/height/OD can be customized on your request.
- ③ Support current or signal up to 200 rings.
- ④ Aviation plug, terminal and heat-shrink tube are optional.
- ⑤ Hybrid slip ring for Yaskawa/Panasonic/Siemens servo control signal, power line and encoder line.
- ⑥ Support mixed high speed data transmission (including Ethernet, USB, RS232, RS485, Profibus, CanBUS, CANOPEN, DeviceNET, CC-LINK, ProfiNET, EtherCAT, etc.)
- ⑦ Can combine temperature control signal with thermocouple signal.
- ⑧ Special environment can be customized, such as quakeproof, high temperature, etc.
- ⑨ Hybrid Pneumatic/hydraulic and electric slip ring can be mixed.
- ⑩ Optical fiber connector, optical fiber type and fiber pigtail length can be customized.
- ⑪ Optic fiber channels can be customized.
- ⑫ Optic fiber wavelength can be customized.
- ⑬ Maximum current can up to 5000 amperes.
- ⑭ Military grade.
- ⑮ Optional for underwater IP65, IP68.
- ⑯ Optional for stainless steel housing.

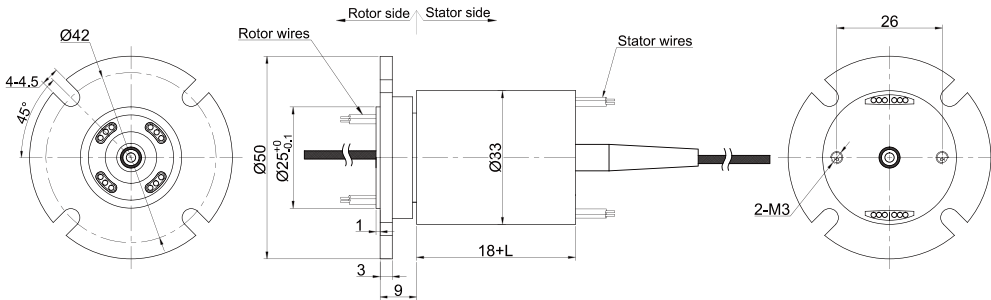
Technical support: technical@moflon.com

MFO107 series

1 Channel Fiber Optic+electric Slip Rings

MFO107 can combine 1 channel optical fiber and electric(1~24wires). It adopt complete aluminum alloy structure, can support signal(5A).

Rotary joint of FORJ+Electric is also called photoelectrical slip ring, photoelectricity collector ring, which adopts fiber optic as data transmission media to solve the data transmission between system units. It can perfectly transmit data on 360° rotating. It is also especially suitable for occasion where it needs to transmit large volume data/signal from permanent position to rotation position on unlimited, continuous or discontinuous rotating, which can improve mechanical property, simplify system operation and avoid the rotating of turning joints destroy fiber optics. Fiber optic rotary joint can be combined with traditional electric slip ring to transmit power and high-speed data.



Part # Explanation

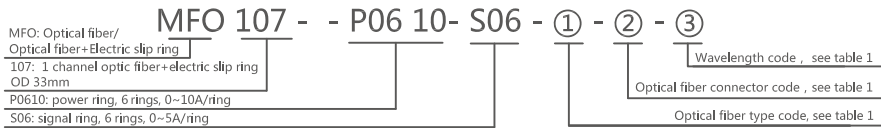


Table 1

Fiber Type Code	Fiber Connector Code	Wavelength Code
01 : 9/125um , Single-mode	FC : FC Connector ST : ST Connector	01 : 1310/1550(Single-mode)
02 : 50/125um , Multiple-mode	SC : SC Connector LC : LC Connector	02 : 850/1310(Multiple-mode)
03 : 62.5/125m , Multiple-mode	The connector face is PC by default , If APC is needed, APC should be added behind APC, such as FC/APC.	

Part#List

MFO107 - 1 channel optic fiber+electric slip ring part list				
Part	Optic Fiber Channel	10A	Signal or 5A	Length(mm)
MFO107-S06	1 channel	0	6	25.4
MFO107-S12	1 channel	0	12	39.2
MFO107-S18	1 channel	0	18	53
MFO107-S24	1 channel	0	24	66.8

Products can be customized, please contact customer service for more slip ring models.

Specifications

Item	Type	Single-Mode	Multiple-Mode
WaveWidth(nm)		±50	
Max insert Loss , 23°C(dB)		1.2	0.7
Insert Loss Ripple(dB)		0.6	0.4
Return Loss(dB)		≥55(No connector)	≥40(No connector)
Max Power(W)		0.5	
Weight(g)		50	
Max Rotating Speed(rpm)		1000	
Working Life		>5 billion turn	
Working Temperature(°C)		-45~85	
Storage Temperature(°C)		-50~85	
Parameter		Value	
		Power	Signal
Rated Voltage		0~440VAC/VDC	0~440VAC/VDC
Insulation Resistance		≥1000MΩ/500VDC	≥1000MΩ/500VDC
Lead Wires		AWG22#Teflon	AWG22#Teflon
Lead Length		Standard 300mm(can be extend)	
Dielectric Strength		500VAC@50Hz , 60s	
Electrical Noise		<0.01Ω	
		Mechanical Data	
Parameter		Value	
Working Life		20 million turn	
Rotating Speed		250 RPM	
Working Temperature		-30°C~80°C	
Operating Humidity		0~85% RH	
Contact Material		gold-gold	
Housing Materia		aluminium alloy	
Torque		0.1N.m ; +0.03N.m/6ring	
Protection Grade		IP51	

Options for custom slip ring

Note: Below special demands can be customized. According, the delivery date will be extended 3 to 15 days; also the cost will be increased 30% to 50%. Most of our basic parts are standard and modular, which can save the cost and lead time.

- ① Cable exit way and cable length can be customized for both rotor and stator.
- ② Because of the structure limitation, length/height/OD can be customized on your request.
- ③ Support current or signal up to 200 rings.
- ④ Aviation plug, terminal and heat-shrink tube are optional.
- ⑤ Hybrid slip ring for Yaskawa/Panasonic/Siemens servo control signal, power line and encoder line.
- ⑥ Support mixed high speed data transmission (including Ethernet, USB, RS232, RS485, Profibus, CanBUS, CANOPEN, DeviceNET, CC-LINK, ProfiNET, EtherCAT, etc.)
- ⑦ Can combine temperature control signal with thermocouple signal.
- ⑧ Special environment can be customized, such as quakeproof, high temperature, etc.
- ⑨ Hybrid Pneumatic/hydraulic and electric slip ring can be mixed.
- ⑩ Optical fiber connector, optical fiber type and fiber pigtail length can be customized.
- ⑪ Optic fiber channels can be customized.
- ⑫ Optic fiber wavelength can be customized.
- ⑬ Maximum current can up to 5000 amperes.
- ⑭ Military grade.
- ⑮ Optional for underwater IP65, IP68.
- ⑯ Optional for stainless steel housing.

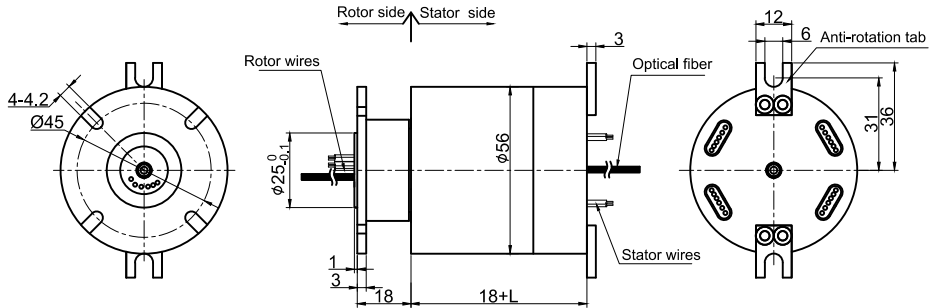
Technical support: technical@moflon.com

MFO108 series

1 Channel Fiber Optic+electric Slip Rings

MFO108 can combine 1 channel optical fiber and electric(1~48wires). It adopt complete aluminum alloy structure, can support signal(5A).

Rotary joint of FORJ+Electric is also called photoelectrical slip ring, photoelectricity collector ring, which adopts fiber optic as data transmission media to solve the data transmission between system units. It can perfectly transmit data on 360° rotating. It is also especially suitable for occasion where it needs to transmit large volume data/signal from permanent position to rotation position on unlimited, continuous or discontinuous rotating, which can improve mechanical property, simplify system operation and avoid the rotating of turning joints destroy fiber optics. Fiber optic rotary joint can be combined with traditional electric slip ring to transmit power and high-speed data.



Part # Explanation

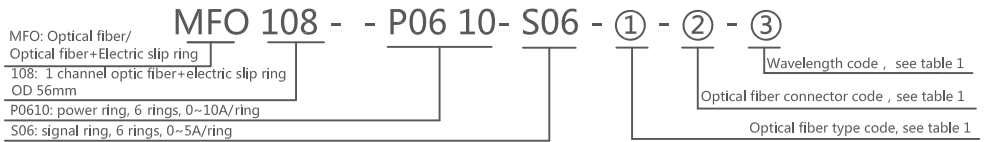


Table 1

Fiber Type Code	Fiber Connector Code	Wavelength Code
01 : 9/125um , Single-mode	FC : FC Connector ST : ST Connector	01 : 1310/1550(Single-mode)
02 : 50/125um , Multiple-mode	SC : SC Connector LC : LC Connector	02 : 850/1310(Multiple-mode)
03 : 62.5/125m , Multiple-mode	The connector face is PC by default , If APC is needed, APC should be added behind APC, such as FC/APC.	

Part#List

MFO108 - 1 channel optic fiber+electric slip ring part list				
Part	Optic Fiber Channel	10A	Signal or 5A	Length(mm)
MFO108-S06	1 channel	0	6	38
MFO108-P0610	1 channel	6	0	38
MFO108-S12	1 channel	0	12	54.8
MFO108-P1210	1 channel	12	0	54.8
MFO108-P0610-S06	1 channel	6	6	54.8
MFO108-S18	1 channel	0	18	71.6
MFO108-P1810	1 channel	18	0	71.6
MFO108-S24	1 channel	0	24	88.4
MFO108-P1210-S12	1 channel	12	12	88.4
MFO108-P0610-S18	1 channel	6	18	88.4
MFO108-S30	1 channel	0	30	105.2
MFO108-S36	1 channel	0	36	125
MFO108-S42	1 channel	0	42	141.8
MFO108-S48	1 channel	0	48	158.6

Specifications

Item	Type	Single-Mode	Multiple-Mode
Wave Width(nm)			±50
Max insert Loss , 23°C(dB)		1.2	0.7
Insert Loss Ripple(dB)		0.6	0.4
Return Loss(dB)		≥55(No connector)	≥40(No connector)
Max Power(W)		0.5	
Weight(g)		50	
Max Rotating Speed(rpm)		1000	
Working Life		>5 billion turn	
Working Temperature(°C)		-45~85	
Storage Temperature(°C)		-50~85	
Parameter		Value	
		Power	Signal
Rated Voltage		0~440VAC/VDC	0~440VAC/VDC
Insulation Resistance		≥1000MΩ/500VDC	≥1000MΩ/500VDC
Lead Wires		AWG22#Teflon	AWG22#Teflon
Lead Length		Standard 300mm(can be extend)	
Dielectric Strength		500VAC@50Hz , 60s	
Electrical Noise		<0.01Ω	
		Mechanical Data	
Parameter		Value	
Working Life		20 million turn	
Rotating Speed		250 RPM	
Working Temperature		-30°C~80°C	
Operating Humidity		0~85% RH	
Contact Material		gold-gold	
Housing Material		aluminium alloy	
Torque		0.1N.m ; +0.03N.m/6ring	
Protection Grade		IP51	

Options for custom slip ring

Note: Below special demands can be customized. According, the delivery date will be extended 3 to 15 days; also the cost will be increased 30% to 50%. Most of our basic parts are standard and modular, which can save the cost and lead time.

- ① Cable exit way and cable length can be customized for both rotor and stator.
- ② Because of the structure limitation, length/height/OD can be customized on your request.
- ③ Support current or signal up to 200 rings.
- ④ Aviation plug, terminal and heat-shrink tube are optional.
- ⑤ Hybrid slip ring for Yaskawa/Panasonic/Siemens servo control signal, power line and encoder line.
- ⑥ Support mixed high speed data transmission (including Ethernet, USB, RS232, RS485, Profibus, CanBUS, CANOPEN, DeviceNET, CC-LINK, ProfiNET, EtherCAT, etc.)
- ⑦ Can combine temperature control signal with thermocouple signal.
- ⑧ Special environment can be customized, such as quakeproof, high temperature, etc.
- ⑨ Hybrid Pneumatic/hydraulic and electric slip ring can be mixed.
- ⑩ Optical fiber connector, optical fiber type and fiber pigtail length can be customized.
- ⑪ Optic fiber channels can be customized.
- ⑫ Optic fiber wavelength can be customized.
- ⑬ Maximum current can up to 5000 amperes.
- ⑭ Military grade.
- ⑮ Optional for underwater IP65, IP68.
- ⑯ Optional for stainless steel housing.

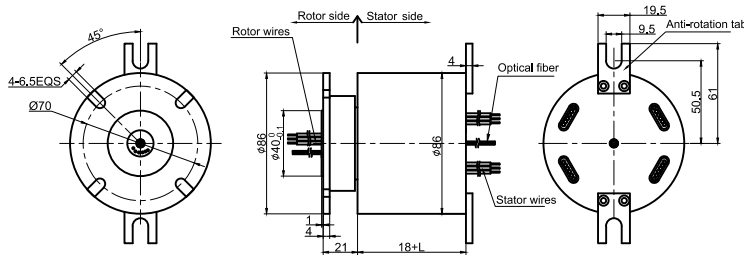
Technical support: technical@moflon.com

MFO109 series

1 Channel Fiber Optic+electric Slip Rings

MFO109 can combine 1 channel optical fiber and electric(1~96wires). It adopt complete aluminum alloy structure, can support signal(5A).

Rotary joint of FORJ+Electric is also called photoelectrical slip ring, photoelectricity collector ring, which adopts fiber optic as data transmission media to solve the data transmission between system units. It can perfectly transmit data on 360° rotating. It is also especially suitable for occasion where it needs to transmit large volume data/signal from permanent position to rotation position on unlimited, continuous or discontinuous rotating, which can improve mechanical property, simplify system operation and avoid the rotating of turning joints destroy fiber optics. Fiber optic rotary joint can be combined with traditional electric slip ring to transmit power and high-speed data.



Part # Explanation

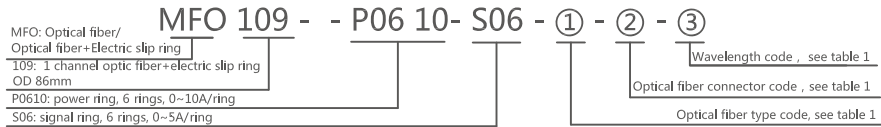


Table 1

Fiber Type Code	Fiber Connector Code	Wavelength Code
01 : 9/125um , Single-mode	FC : FC Connector ST : ST Connector	01 : 1310/1550(Single-mode)
02 : 50/125um , Multiple-mode	SC : SC Connector LC : LC Connector	02 : 850/1310(Multiple-mode)
03 : 62.5/125m , Multiple-mode	The connector face is PC by default , If APC is needed, APC should be added behind APC, such as FC/APC.	

Part#List

MFO109 - 1 channel optic fiber+electric slip ring part list									
Part#	Optic Fiber Channel	10A	Signal or 5A	Length L (mm)	Part#	Optic Fiber Channel	10A	Signal or 5A	Length L (mm)
MFO109-S02	1	0	2	36	MFO109-P1210-S12	1	12	12	119.6
MFO109-P0210	1	2	0	36	MFO109-P1810-S06	1	18	6	119.6
MFO109-S03	1	0	3	39.8	MFO109-P2410	1	24	0	119.6
MFO109-P0310	1	3	0	39.8	MFO109-S30	1	0	30	142.4
MFO109-S06	1	0	6	51.2	MFO109-P0610-S24	1	6	24	142.4
MFO109-P0210-S04	1	2	4	51.2	MFO109-P1210-S18	1	12	18	142.4
MFO109-P0410-S02	1	4	2	51.2	MFO109-P1810-S12	1	18	12	142.4
MFO109-P0610	1	6	0	51.2	MFO109-P2410-S06	1	24	6	142.4
MFO109-S12	1	0	12	74	MFO109-P3010	1	30	0	142.4
MFO109-P0210-S10	1	2	10	74	MFO109-S36	1	0	36	169.2
MFO109-P0310-S09	1	3	9	74	MFO109-P0610-S30	1	6	30	169.2
MFO109-P0610-S06	1	6	6	74	MFO109-P1210-S24	1	12	24	169.2
MFO109-P0810-S04	1	8	4	74	MFO109-P3610	1	36	0	169.2
MFO109-P1010-S02	1	10	2	74	MFO109-S42	1	0	42	192
MFO109-P1210	1	12	0	74	MFO109-P0610-S36	1	6	36	192
MFO109-S18	1	0	18	96.8	MFO109-P1210-S30	1	12	30	192
MFO109-P0210-S16	1	2	16	96.8	MFO109-S48	1	0	48	214.8
MFO109-P0410-S14	1	4	14	96.8	MFO109-P0610-S42	1	6	42	214.8
MFO109-P0610-S12	1	6	12	96.8	MFO109-P0910-S39	1	9	39	214.8
MFO109-P0810-S10	1	8	10	96.8	MFO109-P1210-S36	1	12	36	214.8
MFO109-P1010-S08	1	10	8	96.8	MFO109-P1810-S30	1	18	30	214.8
MFO109-P1210-S06	1	12	6	96.8	MFO109-P2410-S24	1	24	24	214.8
MFO109-P1410-S04	1	14	4	96.8	MFO109-S60	1	0	60	260.4
MFO109-P1610-S02	1	16	2	96.8	MFO109-P0610-S54	1	6	54	260.4
MFO109-S24	1	0	24	119.6	MFO109-P0910-S51	1	9	51	260.4
MFO109-P0410-S20	1	4	20	119.6	MFO109-P1210-S48	1	12	48	260.4
MFO109-P0610-S18	1	6	18	119.6	MFO109-S72	1	0	72	310

Specifications

Item	Type	Single-Mode	Multiple-Mode
WaveWidth(nm)			±50
Max insert Loss , 23°C(dB)		1.2	0.7
Insert Loss Ripple(dB)		0.6	0.4
Return Loss(dB)		≥55(No connector)	≥40(No connector)
Max Power(W)		0.5	
Weight(g)		50	
Max Rotating Speed(rpm)		1000	
Working Life		>5 billion turn	
Working Temperature(°C)		-45~85	
Storage Temperature(°C)		-50~85	
Parameter		Value	
		Power	Signal
Rated Voltage		0~440VAC/VDC	0~440VAC/VDC
Insulation Resistance		≥1000MΩ/500VDC	≥1000MΩ/500VDC
Lead Wires		AWG22#Teflon	AWG22#Teflon
Lead Length		Standard 300mm(can be extend)	
Dielectric Strength		500VAC@50Hz , 60s	
Electrical Noise		<0.01Ω	
		Mechanical Data	
Parameter		Value	
Working Life		20 million turn	
Rotating Speed		250 RPM	
Working Temperature		-30°C~80°C	
Operating Humidity		0~85% RH	
Contact Material		gold-gold	
Housing Materia		aluminium alloy	
Torque		0.1N.m ; +0.03N.m/6ring	
Protection Grade		IP51	

Options for custom slip ring

Note: Below special demands can be customized. According, the delivery date will be extended 3 to 15 days; also the cost will be increased 30% to 50%. Most of our basic parts are standard and modular, which can save the cost and lead time.

- ① Cable exit way and cable length can be customized for both rotor and stator.
- ② Because of the structure limitation, length/height/OD can be customized on your request.
- ③ Support current or signal up to 200 rings.
- ④ Aviation plug, terminal and heat-shrink tube are optional.
- ⑤ Hybrid slip ring for Yaskawa/Panasonic/Siemens servo control signal, power line and encoder line.
- ⑥ Support mixed high speed data transmission (including Ethernet, USB, RS232, RS485, Profibus, CanBUS, CANOPEN, DeviceNET, CC-LINK, ProfiNET, EtherCAT, etc.)
- ⑦ Can combine temperature control signal with thermocouple signal.
- ⑧ Special environment can be customized, such as quakeproof, high temperature, etc.
- ⑨ Hybrid Pneumatic/hydraulic and electric slip ring can be mixed.
- ⑩ Optical fiber connector, optical fiber type and fiber pigtail length can be customized.
- ⑪ Optic fiber channels can be customized.
- ⑫ Optic fiber wavelength can be customized.
- ⑬ Maximum current can up to 5000 amperes.
- ⑭ Military grade.
- ⑮ Optional for underwater IP65, IP68.
- ⑯ Optional for stainless steel housing.

Technical support: technical@moflon.com

MFO200 series

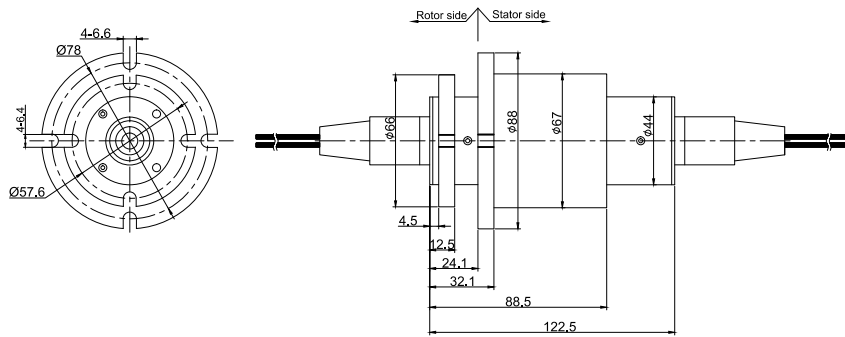
2 Channels (FORJ)Fiber Optic Slip Rings

MFO200 fiber optic slip ring support 2 channels fiber optic(SM/MM). It can perfectly transmit data on 360° rotating. It is also especially suitable for occasion where it needs to transmit large volume data/signal from permanent position to rotation position under unlimited, continuous or discontinuous rotating, which can improve mechanical property, simplify system operation and avoid the rotating of turning joints destroying fiber optics.



Features :

- Low insertion loss, high rotation speed
- Non-contact, zero friction, long working life, single core can achieve one hundred million revolutions
- Small size, light weight, high sealing class
- Fiber optics transmitting signal, no leaks , no electromagnetic interference, long-distance transmission



Part # Explanation

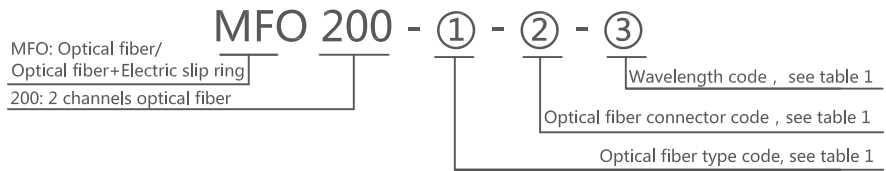


Table 1

Fiber Type Code	Fiber Connector Code	Wavelength Code
01 : 9/125um , Single-mode	FC : FC Connector ST : ST Connector	01 : 1310/1550(Single-mode)
02 : 50/125um , Multiple-mode	SC : SC Connector LC : LC Connector	02 : 850/1310(Multiple-mode)
03 : 62.5/125m , Multiple-mode	The connector face is PC by default , If APC is needed, APC should be added behind APC, such as FC/APC.	

Specifications

Items	Type	Single-Mode	Single-Mode
		±50	
WaveWidth(nm)		±50	
Max insert Loss , 23°C(dB)	4		3.5
Insert Loss Ripple(dB)	2		1
Return Loss(dB)	≥50(APC)		≥40(PC)
Max Power(W)	0.5		
Weight(g)	200		
Max Rotating Speed(rpm)	250		
Working Life	>200 million turn		
Working Temperature(°C)	-45~85		
Storage Temperature(°C)	-50~85		
IP68	IP54		

MFO200A series

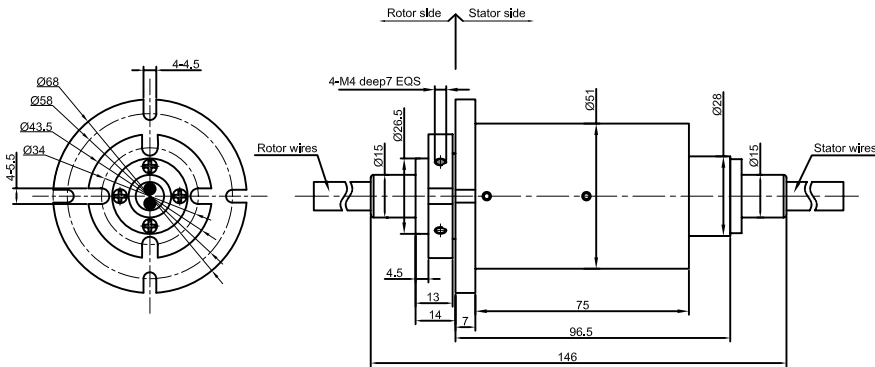
2 Channels (FORJ)Fiber Optic Slip Rings

MFO200A fiber optic slip ring support 2 channels fiber optic(SM/MM). It can perfectly transmit data on 360° rotating. It is also especially suitable for occasion where it needs to transmit large volume data/signal from permanent position to rotation position under unlimited, continuous or discontinuous rotating, which can improve mechanical property, simplify system operation and avoid the rotating of turning joints destroying fiber optics.



Features :

- Low insertion loss, high rotation speed
- Non-contact, zero friction, long working life, single core can achieve one hundred million revolutions
- Small size, light weight, high sealing class
- Fiber optics transmitting signal, no leaks , no electromagnetic interference, long-distance transmission



Part # Explanation

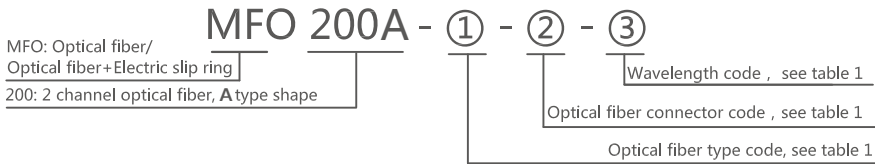


Table 1

Fiber Type Code	Fiber Connector Code	Wavelength Code
01 : 9/125um , Single-mode	FC : FC Connector ST : ST Connector	01 : 1310/1550(Single-mode)
02 : 50/125um , Multiple-mode	SC : SC Connector LC : LC Connector	02 : 850/1310(Multiple-mode)
03 : 62.5/125m , Multiple-mode	The connector face is PC by default , If APC is needed, APC should be added behind APC, such as FC/APC.	

Specifications

Items	Type	Single-Mode	Single-Mode
		±50	
WaveWidth(nm)		±50	
Max insert Loss , 23°C(dB)	4		3.5
Insert Loss Ripple(dB)	2		1
Return Loss(dB)	≥50(APC)		≥40(PC)
Max Power(W)	0.5		
Weight(g)	200		
Max Rotating Speed(rpm)	250		
Working Life	>200 million turn		
Working Temperature(°C)	-45~85		
Storage Temperature(°C)	-50~85		
Protection Grade	IP54		

MFO200B series

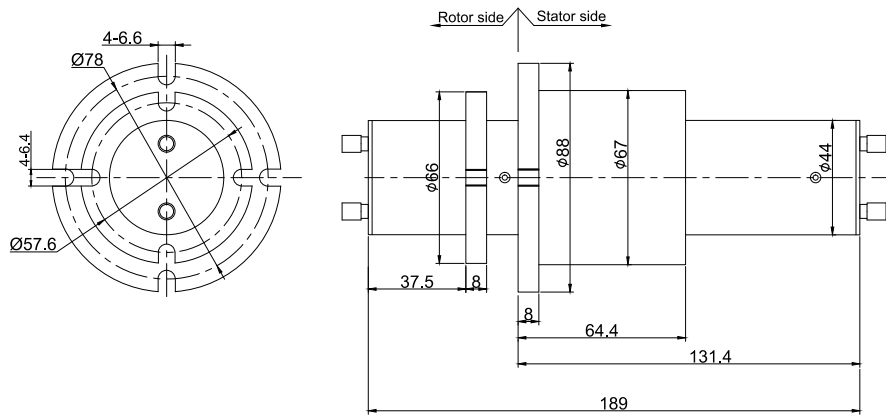
2 Channels (FORJ)Fiber Optic Slip Rings

MFO200B fiber optic slip ring support 2 channels fiber optic(SM/MM). It can perfectly transmit data on 360° rotating. It is also especially suitable for occasion where it needs to transmit large volume data/signal from permanent position to rotation position under unlimited, continuous or discontinuous rotating, which can improve mechanical property, simplify system operation and avoid the rotating of turning joints destroying fiber optics.



Features :

- Low insertion loss, high rotation speed
- Non-contact, zero friction, long working life, single core can achieve one hundred million revolutions
- Small size, light weight, high sealing class
- Fiber optics transmitting signal, no leaks , no electromagnetic interference, long-distance transmission



Part # Explanation

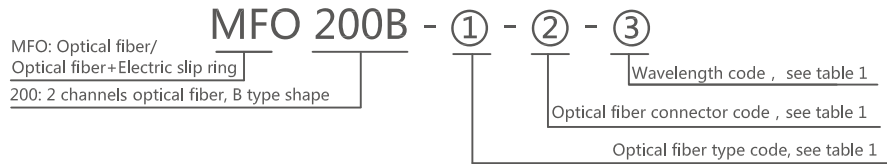


Table 1

Fiber Type Code	Fiber Connector Code	Wavelength Code
01 : 9/125um , Single-mode	FC : FC Connector ST : ST Connector	01 : 1310/1550(Single-mode)
02 : 50/125um , Multiple-mode	SC : SC Connector LC : LC Connector	02 : 850/1310(Multiple-mode)
03 : 62.5/125m , Multiple-mode	The connector face is PC by default , If APC is needed, APC should be added behind APC, such as FC/APC.	

Specifications

Items	Type	Single-Mode	Single-Mode
		±50	
WaveWidth(nm)		±50	
Max insert Loss , 23°C(dB)	4		3.5
Insert Loss Ripple(dB)	2		1
Return Loss(dB)	≥50(APC)		≥40(PC)
Max Power(W)	0.5		
Weight(g)	200		
Max Rotating Speed(rpm)	250		
Working Life	>200 million turn		
Working Temperature(°C)	-45~85		
Storage Temperature(°C)	-50~85		
Protection Grade	IP54		

MFO200C series

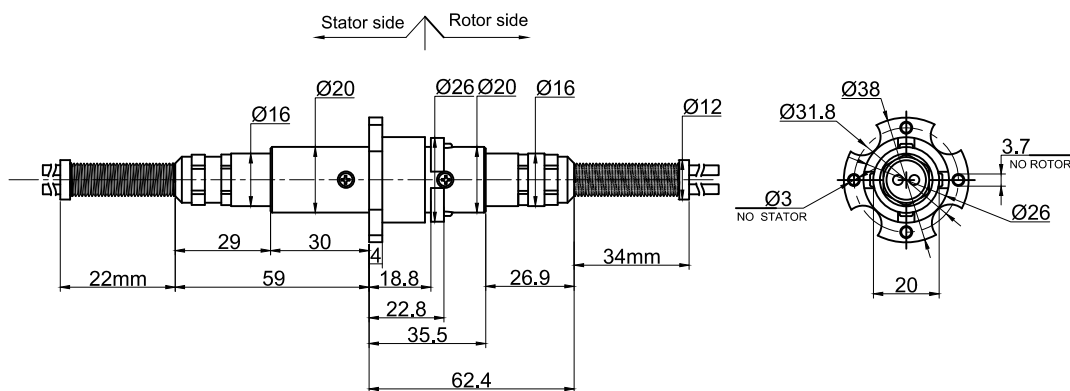
2 Channels (FORJ)Fiber Optic Slip Rings

MFO200B fiber optic slip ring support 2 channels fiber optic(SM/MM). It can perfectly transmit data on 360° rotating. It is also especially suitable for occasion where it needs to transmit large volume data/signal from permanent position to rotation position under unlimited, continuous or discontinuous rotating, which can improve mechanical property, simplify system operation and avoid the rotating of turning joints destroying fiber optics.



Features :

- Low insertion loss, high rotation speed
- Non-contact, zero friction, long working life, single core can achieve one hundred million revolutions
- Small size, light weight, high sealing class
- Fiber optics transmitting signal, no leaks , no electromagnetic interference, long-distance transmission
- Loss below 1.5-2db can be customized



Part # Explanation

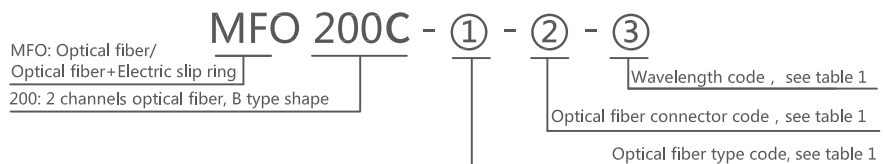


Table 1

Fiber Type Code	Fiber Connector Code	Wavelength Code
01 : 9/125um , Single-mode	FC : FC Connector ST : ST Connector	01 : 1310/1550(Single-mode)
02 : 50/125um , Multiple-mode	SC : SC Connector LC : LC Connector	02 : 850/1310(Multiple-mode)
03 : 62.5/125m , Multiple-mode	The connector face is PC by default , If APC is needed, APC shouldbe added behind APC, such as FC/APC.	

Specifications

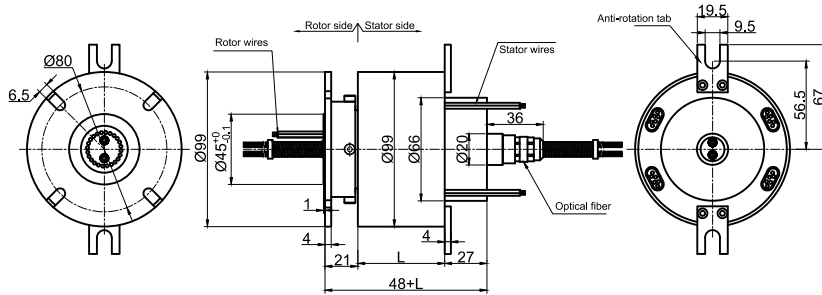
Items	Type	Single-Mode	
WaveWidth(nm)		±50	
Max insert Loss , 23°C(dB)	4	3.5	
Insert Loss Ripple(dB)	2	1	
Return Loss(dB)	≥55(APC)	≥40(PC)	
Max Power(W)	0.5		
Weight(g)	200		
Max Rotating Speed(rpm)	250		
Working Life	>200 million turn		
Working Temperature(°C)	-45~85		
Storage Temperature(°C)	-50~85		
Protection Grade	IP68		

MFO208 series

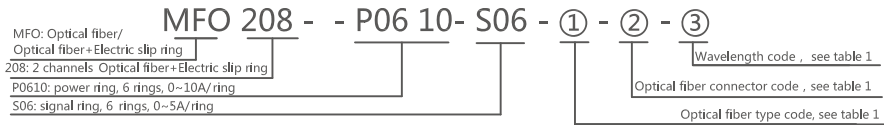
2 Channels Fiber Optic+electric Slip Rings

MFO208 can combine 2 channels optic fiber and electric(1~72wires). It adopt complete aluminum alloy structure, can support signal(5A).

Rotary joint of FORJ+Electric is also called photoelectrical slip ring, photoelectricity collector ring, which adopts fiber optic as data transmission media to solve the data transmission between system units. It can perfectly transmit data on 360° rotating. It is also especially suitable for occasion where it needs to transmit large volume data/signal from permanent position to rotation position on unlimited, continuous or discontinuous rotating, which can improve mechanical property, simplify system operation and avoid the rotating of turning joints destroy fiber optics. Fiber optic rotary joint can be combined with traditional electric slip ring to transmit power and high-speed data.



Part # Explanation



Part#List

MFO208 series through hole slip ring part list									
Part	Optic Fiber Channel	10A	Signal or 5A	Length L (mm)	Part	Optic Fiber Channel	10A	Signal or 5A	Length L (mm)
MFO208-S02	2	0	2	39.2	MFO208-P1210-S12	2	12	12	114
MFO208-P0210	2	2	0	39.2	MFO208-P1810-S06	2	18	6	114
MFO208-S03	2	0	3	42.6	MFO208-P2410	2	24	0	114
MFO208-P0310	2	3	0	42.6	MFO208-S30	2	0	30	134.4
MFO208-S06	2	0	6	52.8	MFO208-P0610-S24	2	6	24	134.4
MFO208-P0210-S04	2	2	4	52.8	MFO208-P1210-S18	2	12	18	134.4
MFO208-P0410-S02	2	4	2	52.8	MFO208-P1810-S12	2	18	12	134.4
MFO208-P0610	2	6	0	52.8	MFO208-P2410-S06	2	24	6	134.4
MFO208-S12	2	0	12	73.2	MFO208-P3010	2	30	0	134.4
MFO208-P0210-S10	2	2	10	73.2	MFO208-S36	2	0	36	157.8
MFO208-P0310-S09	2	3	9	73.2	MFO208-P0610-S30	2	6	30	157.8
MFO208-P0610-S06	2	6	6	73.2	MFO208-P1210-S24	2	12	24	157.8
MFO208-P0810-S04	2	8	4	73.2	MFO208-P3610	2	36	0	157.8
MFO208-P1010-S02	2	10	2	73.2	MFO208-S42	2	0	42	178.2
MFO208-P1210	2	12	0	73.2	MFO208-P0610-S36	2	6	36	178.2
MFO208-S18	2	0	18	93.6	MFO208-P1210-S30	2	12	30	178.2
MFO208-P0210-S16	2	2	16	93.6	MFO208-S48	2	0	48	198.6
MFO208-P0410-S14	2	4	14	93.6	MFO208-P0610-S42	2	6	42	198.6
MFO208-P0610-S12	2	6	12	93.6	MFO208-P0910-S39	2	9	39	198.6
MFO208-P0810-S10	2	8	10	93.6	MFO208-P1210-S36	2	12	36	198.6
MFO208-P1010-S08	2	10	8	93.6	MFO208-P1810-S30	2	18	30	198.6
MFO208-P1210-S06	2	12	6	93.6	MFO208-P2410-S24	2	24	24	198.6
MFO208-P1410-S04	2	14	4	93.6	MFO208-S60	2	0	60	242.4
MFO208-P1610-S02	2	16	2	93.6	MFO208-P0610-S54	2	6	54	242.4
MFO208-P1810	2	18	0	93.6	MFO208-P0810-S52	2	8	52	242.4
MFO208-S24	2	0	24	114	MFO208-P1010-S0	2	10	50	242.4

Circuit numbers and high current can be customized, please contact customer service for more models.

Table 1

Fiber Type Code	Fiber Connector Code	Wavelength Code
01 : 9/125um , Single-mode 02 : 50/125um , Multiple-mode 03 : 62.5/125m , Multiple-mode	FC : FC Connector ST : ST Connector SC : SC Connector LC : LC Connector The connector face is PC by default , If APC is needed, APC should be added behind APC, such as FC/APC.	01 : 1310/1550(Single-mode) 02 : 850/1310(Multiple-mode)

Specifications

Itmes \ Type	Single-Mode	Multiple-Mode
WaveWidth(nm)	±50	
Max insert Loss , 23°C(dB)	4	3.5
Insert Loss Ripple(dB)	2	1
Return Loss(dB)	≥50(APC)	≥40(PC)
Max Power(W)	0.5	
Weight(g)	200	
Max Rotating Speed(rpm)	250	
Working Life	>200 million turn	
Working Temperature(°C)	-45~85	
Storage Temperature(°C)	-50~85	
Parameter	Value	
	Power	Signal
Rated Voltage	0~440VAC/VDC	0~440VAC/VDC
Insulation Resistance	≥1000MΩ/500VDC	≥1000MΩ/500VDC
Lead Wires	AWG16#Teflon	AWG22#Teflon
Lead Length	Standard 300mm(can be extend)	
Dielectric Strength	500VAC@50Hz , 60s	
Electrical Noise	<0.01Ω	
	Mechanical Data	
Parameter	Value	
Working Life	20 million turn	
Rotating Speed	250 RPM	
Working Temperature	-30°C~80°C	
Operating Humidity	0~85% RH	
Contact Material	gold-gold	
Housing Materia	aluminium alloy	
Torque	0.1N.m ; +0.03N.m/6ring	
Protection Grade	IP51	

Options for custom slip ring

Note: Below special demands can be customized. According, the delivery date will be extended 3 to 15 days; also the cost will be increased 30% to 50%. Most of our basic parts are standard and modular, which can save the cost and lead time.

- ① Cable exit way and cable length can be customized for both rotor and stator.
- ② Because of the structure limitation, length/height/OD can be customized on your request.
- ③ Support current or signal up to 200 rings.
- ④ Aviation plug, terminal and heat-shrink tube are optional.
- ⑤ Hybrid slip ring for Yaskawa/Panasonic/Siemens servo control signal, power line and encoder line.
- ⑥ Support mixed high speed data transmission (including Ethernet, USB, RS232, RS485, Profibus, CanBUS, CANOPEN, DeviceNET, CC-LINK, ProfiNET, EtherCAT, etc.)
- ⑦ Can combine temperature control signal with thermocouple signal.
- ⑧ Special environment can be customized, such as quakeproof, high temperature, etc.
- ⑨ Hybrid Pneumatic/hydraulic and electric slip ring can be mixed.
- ⑩ Optical fiber connector, optical fiber type and fiber pigtail length can be customized.
- ⑪ Optic fiber channels can be customized.
- ⑫ Optic fiber wavelength can be customized.
- ⑬ Maximum current can up to 5000 amperes.
- ⑭ Military grade.
- ⑮ Optional for underwater IP65, IP68.
- ⑯ Optional for stainless steel housing.

Technical support: technical@moflon.com

MFO400 series

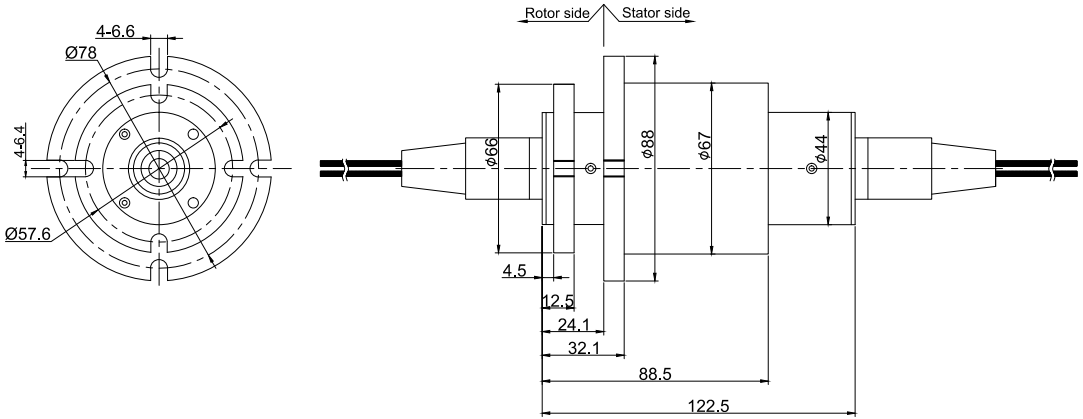
4 Channels (forj)fiber Optic Slip Rings

MFO400 fiber optic slip ring support 4 channels fiber optic(SM/MM). It can perfectly transmit data on 360° rotating. It is also especially suitable for occasion where it needs to transmit large volume data/signal from permanent position to rotation position under unlimited, continuous or discontinuous rotating, which can improve mechanical property, simplify system operation and avoid the rotating of turning joints destroying fiber optics.



Features :

- Low insertion loss, high rotation speed
- Non-contact, zero friction, long working life, single core can achieve one hundred million revolutions
- Small size, light weight, high sealing class
- Fiber optics transmitting signal, no leaks , no electromagnetic interference, long-distance transmission



Part # Explanation

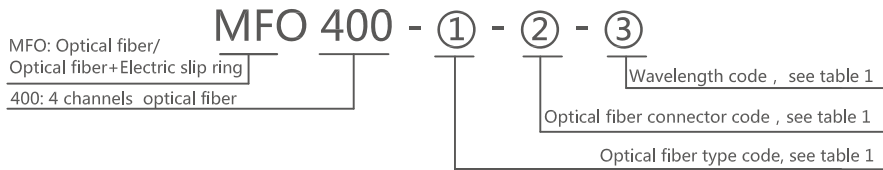


Table 1

Fiber Type Code	Fiber Connector Code	Wavelength Code
01 : 9/125um , Single-mode	FC : FC Connector ST : ST Connector	01 : 1310/1550(Single-mode)
02 : 50/125um , Multiple-mode	SC : SC Connector LC : LC Connector	02 : 850/1310(Multiple-mode)
03 : 62.5/125m , Multiple-mode	The connector face is PC by default , If APC is needed, APC should be added behind APC, such as FC/APC.	

Specifications

Items	Type	Single-Mode	Single-Mode
WaveWidth(nm)		±50	
Max insert Loss , 23°C(dB)	4		3.5
Insert Loss Ripple(dB)	2		1
Return Loss(dB)	≥50(APC)		≥40(PC)
Max Power(W)	0.5		
Weight(g)	200		
Max Rotating Speed(rpm)	250		
Working Life	>200 million turn		
Working Temperature(°C)	-45~85		
Storage Temperature(°C)	-50~85		
Protection Grade	IP54		

MFO400A series

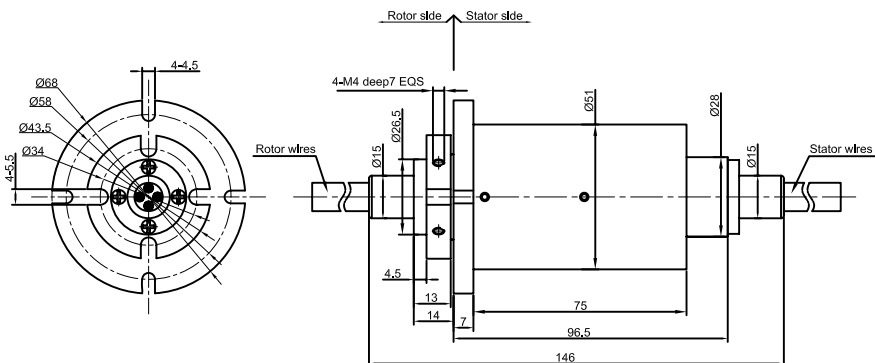
4 Channels Fiber Optic Slip Rings

MFO400A fiber optic slip ring support 4 channels fiber optic(SM/MM). It can perfectly transmit data on 360° rotating. It is also especially suitable for occasion where it needs to transmit large volume data/signal from permanent position to rotation position under unlimited, continuous or discontinuous rotating, which can improve mechanical property, simplify system operation and avoid the rotating of turning joints destroying fiber optics.



Features :

- Low insertion loss, high rotation speed
- Non-contact, zero friction, long working life, single core can achieve one hundred million revolutions
- Small in size, in light weight, high sealing class
- Fiber optics transmitting signal, no leaks , no electromagnetic interference, long-distance transmission



Part # Explanation

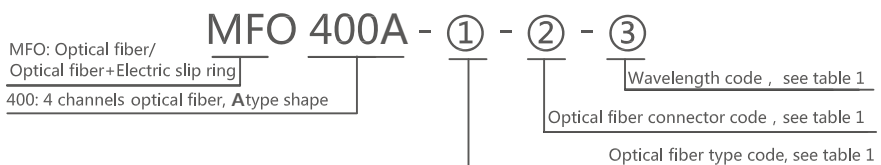


Table 1

Fiber Type Code	Fiber Connector Code	Wavelength Code
01 : 9/125um , Single-mode	FC : FC Connector ST : ST Connector	01 : 1310/1550(Single-mode)
02 : 50/125um , Multiple-mode	SC : SC Connector LC : LC Connector	02 : 850/1310(Multiple-mode)
03 : 62.5/125m , Multiple-mode	The connector face is PC by default , If APC is needed, APC should be added behind APC, such as FC/APC.	

Specifications

Items	Type	Single-Mode	Single-Mode
		±50	
WaveWidth(nm)		±50	
Max insert Loss , 23°C(dB)	4		3.5
Insert Loss Ripple(dB)	2		1
Return Loss(dB)	≥50(APC)		≥40(PC)
Max Power(W)	0.5		
Weight(g)	200		
Max Rotating Speed(rpm)	250		
Working Life	>200 million turn		
Working Temperature(°C)	-45~85		
Storage Temperature(°C)	-50~85		
Protection Grade	IP54		

MFO400B series

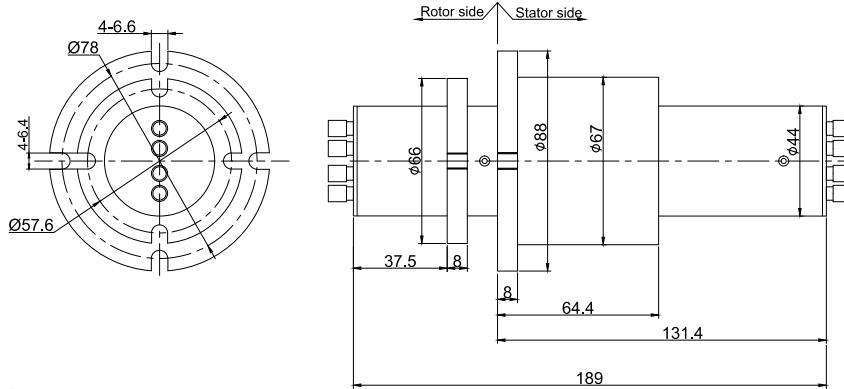
4 Channels Fiber Optic Slip Rings

MFO400B fiber optic slip ring support 4 channels fiber optic(SM/MM). It can perfectly transmit data on 360° rotating. It is also especially suitable for occasion where it needs to transmit large volume data/signal from permanent position to rotation position under unlimited, continuous or discontinuous rotating, which can improve mechanical property, simplify system operation and avoid the rotating of turning joints destroying fiber optics.



Features :

- Low insertion loss, high rotation speed
- Non-contact, zero friction, long working life, single core can achieve one hundred million revolutions
- Small in size, in light weight, high sealing class
- Fiber optics transmitting signal, no leaks , no electromagnetic interference, long-distance transmission



Part # Explanation

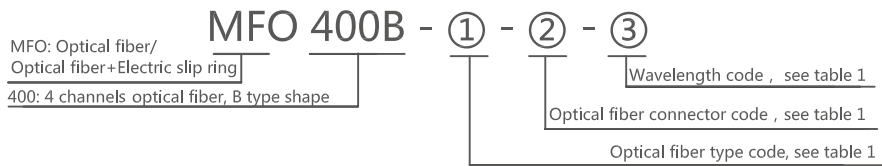


Table 1

Fiber Type Code	Fiber Connector Code	Wavelength Code
01 : 9/125um , Single-mode	FC : FC Connector ST : ST Connector	01 : 1310/1550(Single-mode)
02 : 50/125um , Multiple-mode	SC : SC Connector LC : LC Connector	02 : 850/1310(Multiple-mode)
03 : 62.5/125m , Multiple-mode	The connector face is PC by default , If APC is needed, APC should be added behind APC, such as FC/APC.	

Specifications

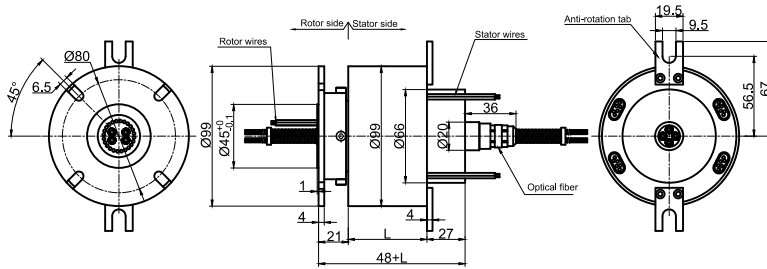
Items	Type	Single-Mode	
		Single-Mode	Single-Mode
WaveWidth(nm)		±50	
Max insert Loss , 23°C(dB)	4		3.5
Insert Loss Ripple(dB)	2		1
Return Loss(dB)	≥50(APC)		≥40(PC)
Max Power(W)	0.5		
Weight(g)	200		
Max Rotating Speed(rpm)	250		
Working Life	>200 million turn		
Working Temperature(°C)	-45~85		
Storage Temperature(°C)	-50~85		
Protection Grade	IP54		

MFO408 series

4 Channels Fiber Optic Slip Rings

MFO408 can combine 4 channels optical fiber and electric(1~72wires). It adopt complete aluminum alloy structure, can support signal(5A).

Rotary joint of FORJ+Electric is also called photoelectrical slip ring, photoelectricity collector ring, which adopts fiber optic as data transmission media to solve the data transmission between system units. It can perfectly transmit data on 360° rotating. It is also especially suitable for occasion where it needs to transmit large volume data/signal from permanent position to rotation position on unlimited, continuous or discontinuous rotating, which can improve mechanical property, simplify system operation and avoid the rotating of turning joints destroy fiber optics. Fiber optic rotary joint can be combined with traditional electric slip ring to transmit power and high-speed data.



Part # Explanation

MFO: Optical fiber/
 Optical fiber+Electric slip ring
 408: 4 channels Optical fiber+Electric slip ring
 P0610: power ring, 6 rings, 0~10A/ring
 S06: signal ring, 6 rings, 0~5A/ring

MFO 408 - - P06 10- S06 - ① - ② - ③

Wavelength code , see table 1
 Optical fiber connector code , see table 1
 Optical fiber type code, see table 1

Part#List

MFO408 - 4 channels optic fiber+electric slip ring part list									
Part	Optic Fiber Channel	10A	Signal or 5A	Length L (mm)	Part	Optic Fiber Channel	10A	Signal or 5A	Length L (mm)
MFO408-S02	2	0	2	39.2	MFO408-P1210-S12	2	12	12	114
MFO408-P0210	2	2	0	39.2	MFO408-P1810-S06	2	18	6	114
MFO408-S03	2	0	3	42.6	MFO408-P2410	2	24	0	114
MFO408-P0310	2	3	0	42.6	MFO408-S30	2	0	30	134.4
MFO408-S06	2	0	6	52.8	MFO408-P0610-S24	2	6	24	134.4
MFO408-P0210-S04	2	2	4	52.8	MFO408-P1210-S18	2	12	18	134.4
MFO408-P0410-S02	2	4	2	52.8	MFO408-P1810-S12	2	18	12	134.4
MFO408-P0610	2	6	0	52.8	MFO408-P2410-S06	2	24	6	134.4
MFO408-S12	2	0	12	73.2	MFO408-P3010	2	30	0	134.4
MFO408-P0210-S10	2	2	10	73.2	MFO408-S36	2	0	36	157.8
MFO408-P0310-S09	2	3	9	73.2	MFO408-P0610-S30	2	6	30	157.8
MFO408-P0610-S06	2	6	6	73.2	MFO408-P1210-S24	2	12	24	157.8
MFO408-P0810-S04	2	8	4	73.2	MFO408-P3610	2	36	0	157.8
MFO408-P1010-S02	2	10	2	73.2	MFO408-S42	2	0	42	178.2
MFO408-P1210	2	12	0	73.2	MFO408-P0610-S36	2	6	36	178.2
MFO408-S18	2	0	18	93.6	MFO408-P1210-S30	2	12	30	178.2
MFO408-P0210-S16	2	2	16	93.6	MFO408-S48	2	0	48	198.6
MFO408-P0410-S14	2	4	14	93.6	MFO408-P0610-S42	2	6	42	198.6
MFO408-P0610-S12	2	6	12	93.6	MFO408-P0910-S39	2	9	39	198.6
MFO408-P0810-S10	2	8	10	93.6	MFO408-P1210-S36	2	12	36	198.6
MFO408-P1010-S08	2	10	8	93.6	MFO408-P1810-S30	2	18	30	198.6
MFO408-P1210-S06	2	12	6	93.6	MFO408-P2410-S24	2	24	24	198.6
MFO408-P1410-S04	2	14	4	93.6	MFO408-S60	2	0	60	242.4
MFO408-P1610-S02	2	16	2	93.6	MFO408-P0610-S54	2	6	54	242.4
MFO408-P1810	2	18	0	93.6	MFO408-P0810-S52	2	8	52	242.4
MFO408-S24	2	0	24	114	MFO408-P1010-S0	2	10	50	242.4

Circuit numbers and high current can be customized, please contact customer service for more models.

Table 1

Fiber Type Code	Fiber Connector Code	WaveLength Code
01 : 9/125um , Single-mode 02 : 50/125um , Multiple-mode 03 : 62.5/125m , Multiple-mode	FC : FC Connector ST : ST Connector SC : SC Connector LC : LC Connector The connector face is PC by default , If APC is needed, APC should be added behind APC, such as FC/APC.	01 : 1310/1550(Single-mode) 02 : 850/1310(Multiple-mode)

Specifications

Item	Type	Value	
		Single-Mode	Multiple-Mode
WaveWidth(nm)		±50	
Max insert Loss , 23°C(dB)		4	3.5
Insert Loss Ripple(dB)		2	1
Return Loss(dB)		≥50(APC)	≥40(PC)
Max Power(W)		0.5	
Weight(g)		200	
Max Rotating Speed(rpm)		250	
Working Life		>200 million turn	
Working Temperature(°C)		-45~85	
Storage Temperature(°C)		-50~85	
Parameter		Value	
		Power	Signal
Rated Voltage		0~440VAC/VDC	0~440VAC/VDC
Insulation Resistance		≥1000MΩ/500VDC	≥1000MΩ/500VDC
Lead Wires		AWG16#Teflon	AWG22#Teflon
Lead Length		Standard 300mm(can be extend)	
Dielectric Strength		500VAC@50Hz , 60s	
Electrical Noise		<0.01Ω	
		Mechanical Data	
Parameter		Value	
Working Life		20 million turn	
Rotating Speed		250 RPM	
Working Temperature		-30°C~80°C	
Operating Humidity		0~85% RH	
Contact Material		gold-gold	
Housing Material		aluminium alloy	
Torque		0.1N.m ; +0.03N.m/6ring	
Protection Grade		IP51	

Options for custom slip ring

Note: Below special demands can be customized. According, the delivery date will be extended 3 to 15 days; also the cost will be increased 30% to 50%. Most of our basic parts are standard and modular, which can save the cost and lead time.

- ① Cable exit way and cable length can be customized for both rotor and stator.
- ② Because of the structure limitation, length/height/OD can be customized on your request.
- ③ Support current or signal up to 200 rings.
- ④ Aviation plug, terminal and heat-shrink tube are optional.
- ⑤ Hybrid slip ring for Yaskawa/Panasonic/Siemens servo control signal, power line and encoder line.
- ⑥ Support mixed high speed data transmission (including Ethernet, USB, RS232, RS485, Profibus, CanBUS, CANOPEN, DeviceNET, CC-LINK, ProfiNET, EtherCAT, etc.)
- ⑦ Can combine temperature control signal with thermocouple signal.
- ⑧ Special environment can be customized, such as quakeproof, high temperature, etc.
- ⑨ Hybrid Pneumatic/hydraulic and electric slip ring can be mixed.
- ⑩ Optical fiber connector, optical fiber type and fiber pigtail length can be customized.
- ⑪ Optic fiber channels can be customized.
- ⑫ Optic fiber wavelength can be customized.
- ⑬ Maximum current can up to 5000 amperes.
- ⑭ Military grade.
- ⑮ Optional for underwater IP65, IP68.
- ⑯ Optional for stainless steel housing.

Technical support: technical@moflon.com

MFO600 series

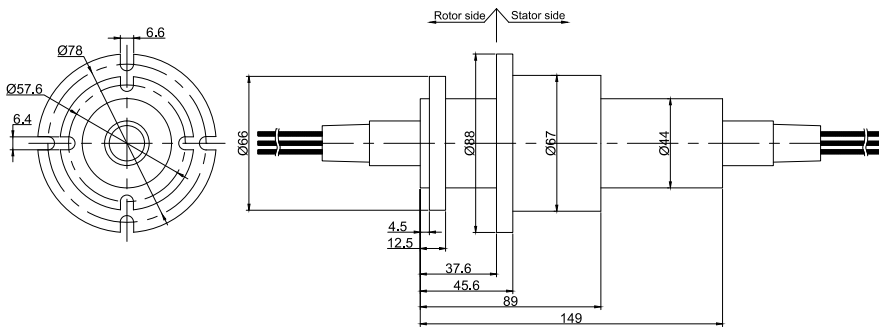
6 Channels Fiber Optic Slip Rings

MFO600 fiber optic slip ring support 6 channels fiber optic(SM/MM). It can perfectly transmit data on 360° rotating. It is also especially suitable for occasion where it needs to transmit large volume data/signal from permanent position to rotation position under unlimited, continuous or discontinuous rotating, which can improve mechanical property, simplify system operation and avoid the rotating of turning joints destroying fiber optics.



Features :

- Low insertion loss, high rotation speed
- Non-contact, zero friction, long working life, single core can achieve one hundred million revolutions
- Small size, light weight, high sealing class
- Fiber optics transmitting signal, no leaks , no electromagnetic interference, long-distance transmission



Part # Explanation

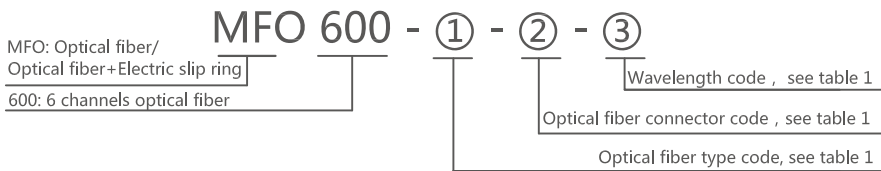


Table 1

Fiber Type Code	Fiber Connector Code	Wavelength Code
01 : 9/125um , Single-mode	FC : FC Connector ST : ST Connector	01 : 1310/1550(Single-mode)
02 : 50/125um , Multiple-mode	SC : SC Connector LC : LC Connector	02 : 850/1310(Multiple-mode)
03 : 62.5/125m , Multiple-mode	The connector face is PC by default , If APC is needed, APC should be added behind APC, such as FC/APC.	

Specifications

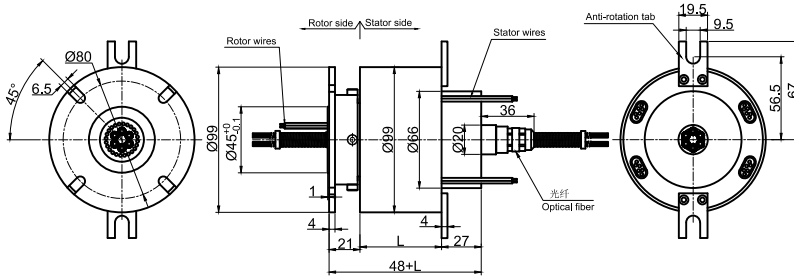
Items	Type	Single-Mode	
		Single-Mode	Single-Mode
WaveWidth(nm)		±50	
Max insert Loss , 23°C(dB)	4		3.5
Insert Loss Ripple(dB)	2		1
Return Loss(dB)	≥50(No connector)		≥40(No connector)
Max Power(W)	0.5		
Weight(g)	200(No fiber optic cable)		
Max Rotating Speed(rpm)	250		
Working Life	>200 million turn		
Working Temperature(°C)	-45~85		
Storage Temperature(°C)	-50~85		
Protection Grade	IP54		

MFO608 series

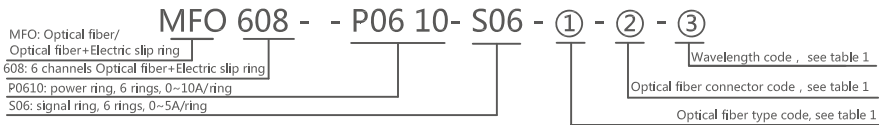
6 Channels Fiber Optic+electric Slip Rings

MFO608 can combine 6 channels optical fiber and electric(1~72wires). It adopt complete aluminum alloy structure, can support signal(5A).

Rotary joint of FORJ+Electric is also called photoelectrical slip ring, photoelectricity collector ring, which adopts fiber optic as data transmission media to solve the data transmission between system units. It can perfectly transmit data on 360° rotating. It is also especially suitable for occasion where it needs to transmit large volume data/signal from permanent position to rotation position on unlimited, continuous or discontinuous rotating, which can improve mechanical property, simplify system operation and avoid the rotating of turning joints destroy fiber optics. Fiber optic rotary joint can be combined with traditional electric slip ring to transmit power and high-speed data.



Part # Explanation



Part#List

MFO608 - 6 channels optic fiber+electric slip ring part list									
Part	Optic Fiber Channel	10A	Signal or 5A	Length L (mm)	Part	Optic Fiber Channel	10A	Signal or 5A	Length L (mm)
MFO608-S02	2	0	2	39.2	MFO608-P1210-S12	2	12	12	114
MFO608-P0210	2	2	0	39.2	MFO608-P1810-S06	2	18	6	114
MFO608-S03	2	0	3	42.6	MFO608-P2410	2	24	0	114
MFO608-P0310	2	3	0	42.6	MFO608-S30	2	0	30	134.4
MFO608-S06	2	0	6	52.8	MFO608-P0610-S24	2	6	24	134.4
MFO608-P0210-S04	2	2	4	52.8	MFO608-P1210-S18	2	12	18	134.4
MFO608-P0410-S02	2	4	2	52.8	MFO608-P1810-S12	2	18	12	134.4
MFO608-P0610	2	6	0	52.8	MFO608-P2410-S06	2	24	6	134.4
MFO608-S12	2	0	12	73.2	MFO608-P3010	2	30	0	134.4
MFO608-P0210-S10	2	2	10	73.2	MFO608-S36	2	0	36	157.8
MFO608-P0310-S09	2	3	9	73.2	MFO608-P0610-S30	2	6	30	157.8
MFO608-P0610-S06	2	6	6	73.2	MFO608-P1210-S24	2	12	24	157.8
MFO608-P0810-S04	2	8	4	73.2	MFO608-P3610	2	36	0	157.8
MFO608-P1010-S02	2	10	2	73.2	MFO608-S42	2	0	42	178.2
MFO608-P1210	2	12	0	73.2	MFO608-P0610-S36	2	6	36	178.2
MFO608-S18	2	0	18	93.6	MFO608-P1210-S30	2	12	30	178.2
MFO608-P0210-S16	2	2	16	93.6	MFO608-S48	2	0	48	198.6
MFO608-P0410-S14	2	4	14	93.6	MFO608-P0610-S42	2	6	42	198.6
MFO608-P0610-S12	2	6	12	93.6	MFO608-P0910-S39	2	9	39	198.6
MFO608-P0810-S10	2	8	10	93.6	MFO608-P1210-S36	2	12	36	198.6
MFO608-P1010-S08	2	10	8	93.6	MFO608-P1810-S30	2	18	30	198.6
MFO608-P1210-S06	2	12	6	93.6	MFO608-P2410-S24	2	24	24	198.6
MFO608-P1410-S04	2	14	4	93.6	MFO608-S60	2	0	60	242.4
MFO608-P1610-S02	2	16	2	93.6	MFO608-P0610-S54	2	6	54	242.4
MFO608-P1810	2	18	0	93.6	MFO608-P0810-S52	2	8	52	242.4
MFO608-S24	2	0	24	114	MFO608-P1010-S0	2	10	50	242.4

Circuit numbers and high current can be customized, please contact customer service for more models.

Table 1

Fiber Type Code	Fiber Connector Code	Wavelength Code
01 : 9/125um , Single-mode 02 : 50/125um , Multiple-mode 03 : 62.5/125m , Multiple-mode	FC : FC Connector ST : ST Connector SC : SC Connector LC : LC Connector The connector face is PC by default , If APC is needed, APC should be added behind APC, such as FC/APC.	01 : 1310/1550(Single-mode) 02 : 850/1310(Multiple-mode)

Specifications

Item	Type	Single-Mode	Multiple-Mode
WaveWidth(nm)			±50
Max insert Loss , 23°C(dB)		4	3.5
Insert Loss Ripple(dB)		2	1
Return Loss(dB)		≥50(APC)	≥40(PC)
Max Power(W)		0.5	
Weight(g)		200	
Max Rotating Speed(rpm)		250	
Working Life		>200 million turn	
Working Temperature(°C)		-45~85	
Storage Temperature(°C)		-50~85	
Parameter		Value	
		Power	Signal
Rated Voltage		0~440VAC/VDC	0~440VAC/VDC
Insulation Resistance		≥1000MΩ/500VDC	≥1000MΩ/500VDC
Lead Wires		AWG16#Teflon	AWG22#Teflon
Lead Length		Standard 300mm(can be extend)	
Dielectric Strength		500VAC@50Hz , 60s	
Electrical Noise		<0.01Ω	
		Mechanical Data	
Parameter		Value	
Working Life		20 million turn	
Rotating Speed		250 RPM	
Working Temperature		-30°C~80°C	
Operating Humidity		0~85% RH	
Contact Material		gold-gold	
Housing Material		aluminium alloy	
Torque		0.1N.m ; +0.03N.m/6ring	
Protection Grade		IP51	

Options for custom slip ring

Note: Below special demands can be customized. According, the delivery date will be extended 3 to 15 days; also the cost will be increased 30% to 50%. Most of our basic parts are standard and modular, which can save the cost and lead time.

- ① Cable exit way and cable length can be customized for both rotor and stator.
- ② Because of the structure limitation, length/height/OD can be customized on your request.
- ③ Support current or signal up to 200 rings.
- ④ Aviation plug, terminal and heat-shrink tube are optional.
- ⑤ Hybrid slip ring for Yaskawa/Panasonic/Siemens servo control signal, power line and encoder line.
- ⑥ Support mixed high speed data transmission (including Ethernet, USB, RS232, RS485, Profibus, CanBUS, CANOPEN, DeviceNET, CC-LINK, ProfiNET, EtherCAT, etc.)
- ⑦ Can combine temperature control signal with thermocouple signal.
- ⑧ Special environment can be customized, such as quakeproof, high temperature, etc.
- ⑨ Hybrid Pneumatic/hydraulic and electric slip ring can be mixed.
- ⑩ Optical fiber connector, optical fiber type and fiber pigtail length can be customized.
- ⑪ Optic fiber channels can be customized.
- ⑫ Optic fiber wavelength can be customized.
- ⑬ Maximum current can up to 5000 amperes.
- ⑭ Military grade.
- ⑮ Optional for underwater IP65, IP68.
- ⑯ Optional for stainless steel housing.

Technical support: technical@moflon.com

MFO800

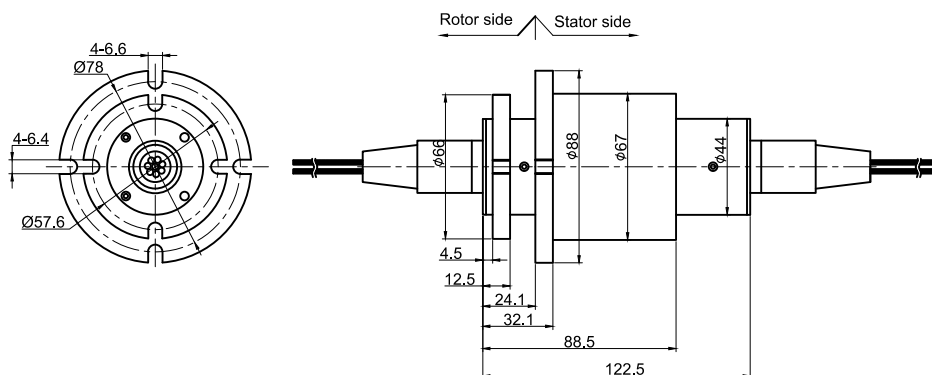
8 Channels fiber optic+electric slip rings

MFO800 fiber optic slip ring support 8 channels fiber optic(SM/MM). It can perfectly transmit data on 360° rotating. It is also especially suitable for occasion where it needs to transmit large volume data/signal from permanent position to rotation position under unlimited, continuous or discontinuous rotating, which can improve mechanical property, simplify system operation and avoid the rotating of turning joints destroying fiber optics.



Features :

- Low insertion loss, high rotation speed
- Non-contact, zero friction, long working life, single core can achieve one hundred million revolutions
- Small size, light weight, high sealing class
- Fiber optics transmitting signal, no leaks , no electromagnetic interference, long-distance transmission



Part # Explanation

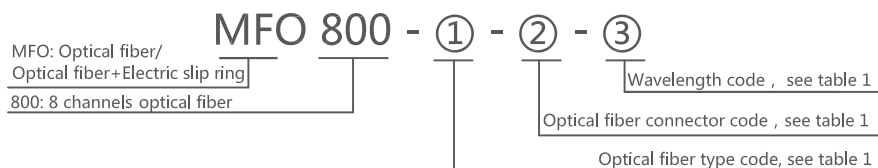


Table 1

Fiber Type Code	Fiber Connector Code	Wavelength Code
01 : 9/125um , Single-mode	FC : FC Connector ST : ST Connector	01 : 1310/1550(Single-mode)
02 : 50/125um , Multiple-mode	SC : SC Connector LC : LC Connector	02 : 850/1310(Multiple-mode)
03 : 62.5/125m , Multiple-mode	The connector face is PC by default , If APC is needed, APC should be added behind APC, such as FC/APC.	

Specifications

Items	Type	Single-Mode	Single-Mode
		±50	
WaveWidth(nm)		±50	
Max insert Loss , 23°C(dB)	4		3.5
Insert Loss Ripple(dB)	2		1
Return Loss(dB)	≥50(No connector)		≥40(No connector)
Max Power(W)	0.5		
Weight(g)	200(No fiber optic cable)		
Max Rotating Speed(rpm)	250		
Working Life	>200 million turn		
Working Temperature(°C)	-45~85		
Storage Temperature(°C)	-50~85		
Protection Grade	IP54		

MFO800A

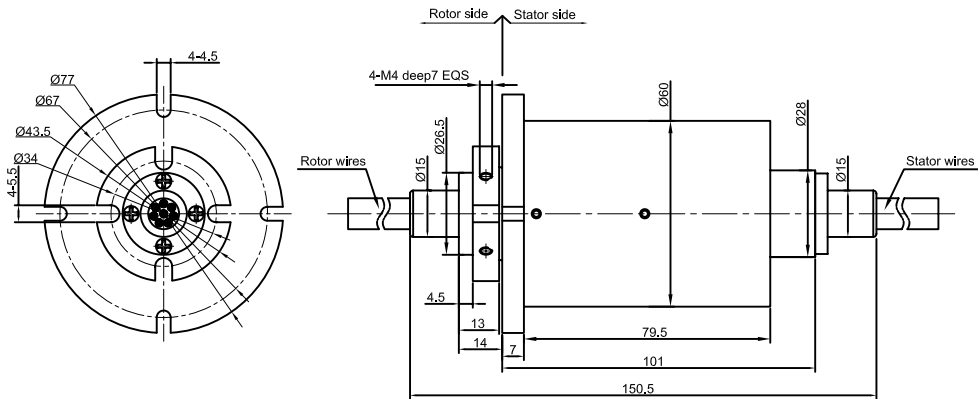
8 Channels fiber optic+electric slip rings

MFO800A fiber optic slip ring support 8 channels fiber optic(SM/MM). It can perfectly transmit data on 360° rotating. It is also especially suitable for occasion where it needs to transmit large volume data/signal from permanent position to rotation position under unlimited, continuous or discontinuous rotating, which can improve mechanical property, simplify system operation and avoid the rotating of turning joints destroying fiber optics.



Features :

- Low insertion loss, high rotation speed
- Non-contact, zero friction, long working life, single core can achieve one hundred million revolutions
- Small size, light weight, high sealing class
- Fiber optics transmitting signal, no leaks , no electromagnetic interference, long-distance transmission



Part # Explanation

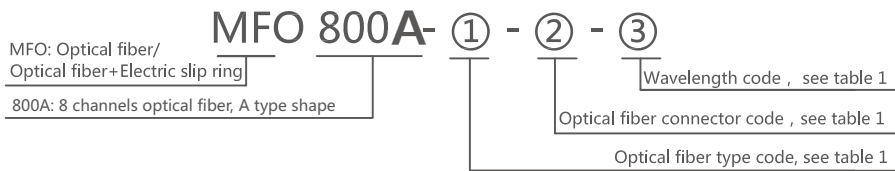


Table 1

Fiber Type Code	Fiber Connector Code	Wavelength Code
01 : 9/125um , Single-mode	FC : FC Connector ST : ST Connector	01 : 1310/1550(Single-mode)
02 : 50/125um , Multiple-mode	SC : SC Connector LC : LC Connector	02 : 850/1310(Multiple-mode)
03 : 62.5/125m , Multiple-mode	The connector face is PC by default , If APC is needed, APC should be added behind APC, such as FC/APC.	

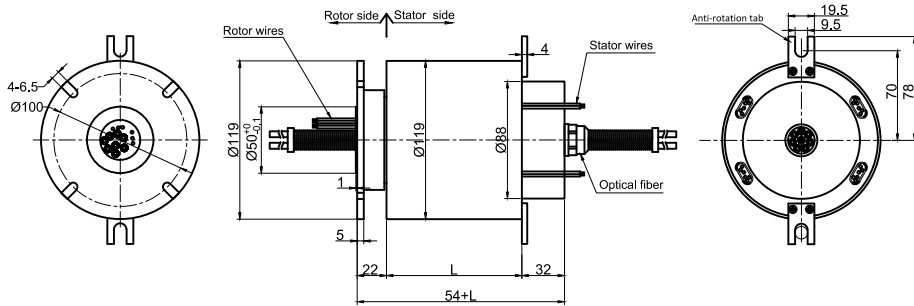
Specifications

Items	Type	Single-Mode	Single-Mode
		WaveWidth(nm)	±50
Max insert Loss , 23°C(dB)	4		3.5
Insert Loss Ripple(dB)	2		1
Return Loss(dB)	≥50(No connector)		≥40(No connector)
Max Power(W)	0.5		
Weight(g)	200(No fiber optic cable)		
Max Rotating Speed(rpm)	250		
Working Life	>200 million turn		
Working Temperature(°C)	-45~85		
Storage Temperature(°C)	-50~85		
Protection Grade	IP54		

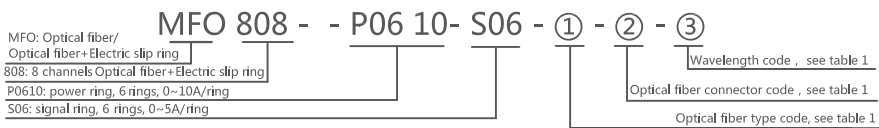
MFO808 series

8 Channels fiber optic+electric slip rings

MFO808 can combine 8 channels optic fiber and electric(1~72wires). It adopt complete aluminum alloy structure, can support signal(5A). Rotary joint of FORJ+Electric is also called photoelectrical slip ring, photoelectricity collector ring, which adopts fiber optic as data transmission media to solve the data transmission between system units. It can perfectly transmit data on 360° rotating. It is also especially suitable for occasion where it needs to transmit large volume data/signal from permanent position to rotation position on unlimited, continuous or discontinuous rotating, which can improve mechanical property, simplify system operation and avoid the rotating of turning joints destroy fiber optics. Fiber optic rotary joint can be combined with traditional electric slip ring to transmit power and high-speed data.



Part # Explanation



Part#List

MFO808 - 8 channels optic fiber+electric slip ring part list									
Part	Optic Fiber Channel	10A	Signal or 5A	Length L (mm)	Part	Optic Fiber Channel	10A	Signal or 5A	Length L (mm)
MFO808-S02	8	0	2	43.6	MFO808-P0610-S24	8	6	24	150
MFO808-P0210	8	2	0	43.6	MFO808-P1210-S18	8	12	18	150
MFO808-S03	8	0	3	47.4	MFO808-P1810-S12	8	18	12	150
MFO808-P0310	8	3	0	47.4	MFO808-P2410-S06	8	24	6	150
MFO808-S06	8	0	6	58.8	MFO808-P3010	8	30	0	150
MFO808-P0210-S04	8	2	4	58.8	MFO808-S36	8	0	36	176.8
MFO808-P0410-S02	8	4	2	58.8	MFO808-P0610-S30	8	6	30	176.8
MFO808-P0610	8	6	0	58.8	MFO808-P1210-S24	8	12	24	176.8
MFO808-S12	8	0	12	81.6	MFO808-P3610	8	36	0	176.8
MFO808-P0210-S10	8	2	10	81.6	MFO808-S42	8	0	42	199.6
MFO808-P0310-S09	8	3	9	81.6	MFO808-P0610-S36	8	6	36	199.6
MFO808-P0610-S06	8	6	6	81.6	MFO808-P1210-S30	8	12	30	199.6
MFO808-P0810-S04	8	8	4	81.6	MFO808-S48	8	0	48	222.4
MFO808-P1010-S02	8	10	2	81.6	MFO808-P0610-S42	8	6	42	222.4
MFO808-P1210	8	12	0	81.6	MFO808-P0910-S39	8	9	39	222.4
MFO808-S18	8	0	18	104.4	MFO808-P1210-S36	8	12	36	222.4
MFO808-P0210-S16	8	2	16	104.4	MFO808-P1810-S30	8	18	30	222.4
MFO808-P0410-S14	8	4	14	104.4	MFO808-P2410-S24	8	24	24	222.4
MFO808-P0610-S12	8	6	12	104.4	MFO808-S60	8	0	60	273
MFO808-P0810-S10	8	8	10	104.4	MFO808-P0610-S54	8	6	54	273
MFO808-P1010-S08	8	10	8	104.4	MFO808-P0910-S51	8	9	51	273
MFO808-P1210-S06	8	12	6	104.4	MFO808-P1210-S48	8	12	48	273
MFO808-P1410-S04	8	14	4	104.4	MFO808-S72	8	0	72	273
MFO808-P1610-S02	8	16	2	104.4	MFO808-P0610-S66	8	6	66	319
MFO808-P1810	8	18	0	104.4	MFO808-P1210-S60	8	12	60	319
MFO808-S24	8	0	24	127.2	MFO808-P2410-S48	8	24	48	319
MFO808-P0410-S20	8	4	20	127.2	MFO808-P3610-S36	8	36	36	319
MFO808-P0610-S18	8	6	18	127.2	MFO808-S84	8	0	84	373
MFO808-P1210-S12	8	12	12	127.2	MFO808-P1210-S72	8	12	72	373
MFO808-P1810-S06	8	18	6	127.2	MFO808-P2410-S60	8	24	60	373
MFO808-P2410	8	24	0	127.2	MFO808-P3610-S48	8	36	48	373
MFO808-S30	8	0	30	150	MFO808-S96	8	0	96	419

Circuit numbers and high current can be customized, please contact customer service for more models.

Table 1

Fiber Type Code	Fiber Connector Code	Wavelength Code
01 : 9/125um , Single-mode 02 : 50/125um , Multiple-mode 03 : 62.5/125m , Multiple-mode	FC : FC Connector ST : ST Connector SC : SC Connector LC : LC Connector The connector face is PC by default , If APC is needed, APC should be added behind APC, such as FC/APC.	01 : 1310/1550(Single-mode) 02 : 850/1310(Multiple-mode)

Specifications

Item	Type	Single-Mode	Multiple-Mode
WaveWidth(nm)		±50	
Max insert Loss , 23°C(dB)		4	3.5
Insert Loss Ripple(dB)		2	1
Return Loss(dB)		≥50(APC)	≥40(PC)
Max Power(W)		0.5	
Weight(g)		200	
Max Rotating Speed(rpm)		250	
Working Life		>200 million turn	
Working Temperature(°C)		-45~85	
Storage Temperature(°C)		-50~85	
Parameter		Value	
		Power	Signal
Rated Voltage		0~440VAC/VDC	0~440VAC/VDC
Insulation Resistance		≥1000MΩ/500VDC	≥1000MΩ/500VDC
Lead Wires		AWG16#Teflon	AWG22#Teflon
Lead Length		Standard 300mm(can be extend)	
Dielectric Strength		500VAC@50Hz , 60s	
Electrical Noise		<0.01Ω	
Parameter		Value	
Working Life		20 million turn	
Rotating Speed		250 RPM	
Working Temperature		-30°C~80°C	
Operating Humidity		0~85% RH	
Contact Material		gold-gold	
Housing Material		aluminium alloy	
Torque		0.1N.m ; +0.03N.m/6ring	
Protection Grade		IP51	

Options for custom slip ring

Note: Below special demands can be customized. According, the delivery date will be extended 3 to 15 days; also the cost will be increased 30% to 50%. Most of our basic parts are standard and modular, which can save the cost and lead time.

- ① Cable exit way and cable length can be customized for both rotor and stator.
- ② Because of the structure limitation, length/height/OD can be customized on your request.
- ③ Support current or signal up to 200 rings.
- ④ Aviation plug, terminal and heat-shrink tube are optional.
- ⑤ Hybrid slip ring for Yaskawa/Panasonic/Siemens servo control signal, power line and encoder line.
- ⑥ Support mixed high speed data transmission (including Ethernet, USB, RS232, RS485, Profibus, CanBUS, CANOPEN, DeviceNET, CC-LINK, ProfiNET, EtherCAT, etc.)
- ⑦ Can combine temperature control signal with thermocouple signal.
- ⑧ Special environment can be customized, such as quakeproof, high temperature, etc.
- ⑨ Hybrid Pneumatic/hydraulic and electric slip ring can be mixed.
- ⑩ Optical fiber connector, optical fiber type and fiber pigtail length can be customized.
- ⑪ Optic fiber channels can be customized.
- ⑫ Optic fiber wavelength can be customized.
- ⑬ Maximum current can up to 5000 amperes.
- ⑭ Military grade.
- ⑮ Optional for underwater IP65, IP68.
- ⑯ Optional for stainless steel housing.

Technical support: technical@moflon.com

MFO1000C series

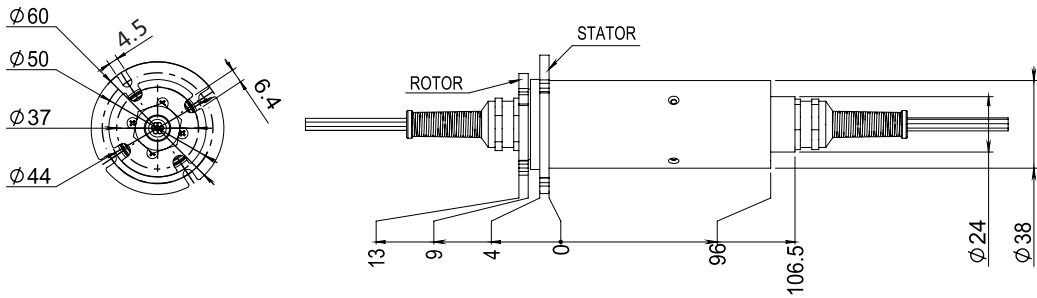
10 Channels (FORJ)Fiber Optic Slip Rings

MFO1000C fiber optic slip ring support 10 channels fiber optic(SM/MM). It can perfectly transmit data on 360° rotating. It is also especially suitable for occasion where it needs to transmit large volume data/signal from permanent position to rotation position under unlimited, continuous or discontinuous rotating, which can improve mechanical property, simplify system operation and avoid the rotating of turning joints destroying fiber optics.



Features :

- Low insertion loss, high rotation speed
- Non-contact, zero friction, long working life, single core can achieve one hundred million revolutions
- Small size, light weight, high sealing class
- Fiber optics transmitting signal, no leaks , no electromagnetic interference, long-distance transmission



Part # Explanation

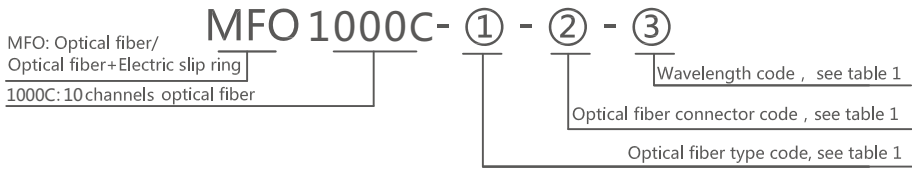


Table 1

Fiber Type Code	Fiber Connector Code	Wavelength Code
01 : 9/125um , Single-mode	FC : FC Connector ST : ST Connector	01 : 1310/1550(Single-mode)
02 : 50/125um , Multiple-mode	SC : SC Connector LC : LC Connector	02 : 850/1310(Multiple-mode)
03 : 62.5/125m , Multiple-mode	The connector face is PC by default , If APC is needed, APC should be added behind APC, such as FC/APC.	

Specifications

Items	Type	Single-Mode	Single-Mode
		WaveWidth(nm)	±50
Max insert Loss , 23°C(dB)	4		3.5
Insert Loss Ripple(dB)	2		1
Return Loss(dB)	≥50(APC)		≥40(PC)
Max Power(W)	0.5		
Weight(g)	200		
Max Rotating Speed(rpm)	250		
Working Life	>200 million turn		
Working Temperature(°C)	-45~85		
Storage Temperature(°C)	-50~85		
Protection Grade	IP54		

MFO1200C series

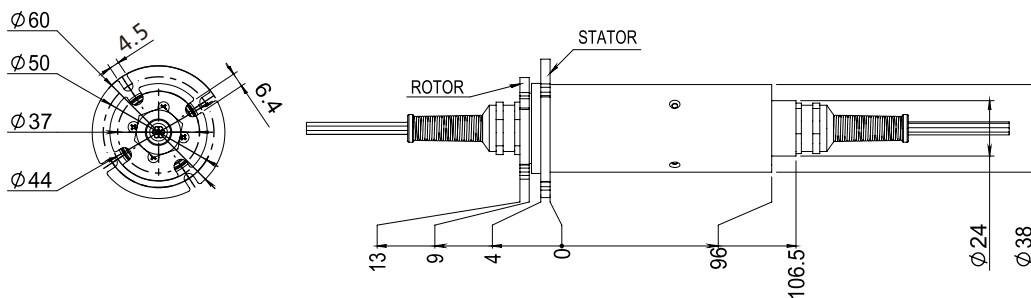
12 Channels (FORJ)Fiber Optic Slip Rings

MFO1200C fiber optic slip ring support 12 channels fiber optic(SM/MM). It can perfectly transmit data on 360° rotating. It is also especially suitable for occasion where it needs to transmit large volume data/signal from permanent position to rotation position under unlimited, continuous or discontinuous rotating, which can improve mechanical property, simplify system operation and avoid the rotating of turning joints destroying fiber optics.



Features :

- Low insertion loss, high rotation speed
- Non-contact, zero friction, long working life, single core can achieve one hundred million revolutions
- Small size, light weight, high sealing class
- Fiber optics transmitting signal, no leaks , no electromagnetic interference, long-distance transmission



Part # Explanation

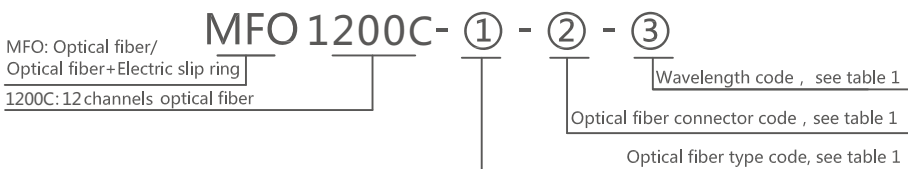


Table 1

Fiber Type Code	Fiber Connector Code	Wavelength Code
01 : 9/125um , Single-mode	FC : FC Connector ST : ST Connector	01 : 1310/1550(Single-mode)
02 : 50/125um , Multiple-mode	SC : SC Connector LC : LC Connector	02 : 850/1310(Multiple-mode)
03 : 62.5/125m , Multiple-mode	The connector face is PC by default , If APC is needed, APC shouldbe added behind APC, such as FC/APC.	

Specifications

Itmes	Type	Single-Mode	Single-Mode
		±50	
WaveWidth(nm)		±50	
Max insert Loss , 23°C(dB)	4		3.5
Insert Loss Ripple(dB)	2		1
Return Loss(dB)	≥50(APC)		≥40(PC)
Max Power(W)	0.5		
Weight(g)	200		
Max Rotating Speed(rpm)	250		
Working Life	>200 million turn		
Working Temperature(°C)	-45~85		
Storage Temperature(°C)	-50~85		
Protection Grade	IP54		

MFO1600C series

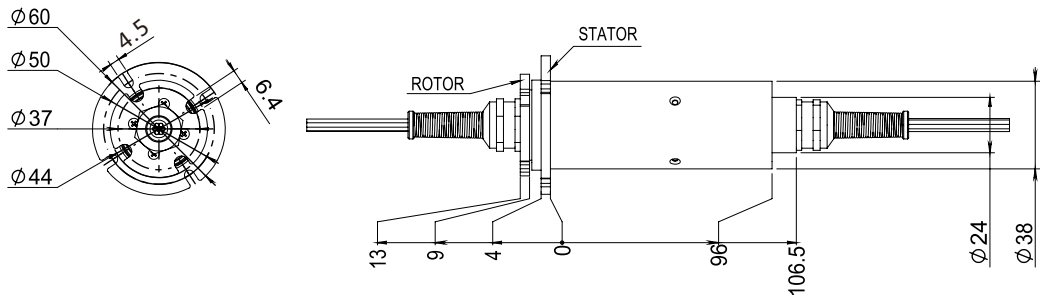
16 Channels (FORJ)Fiber Optic Slip Rings

MFO1600C fiber optic slip ring support 16 channels fiber optic(SM/MM). It can perfectly transmit data on 360° rotating. It is also especially suitable for occasion where it needs to transmit large volume data/signal from permanent position to rotation position under unlimited, continuous or discontinuous rotating, which can improve mechanical property, simplify system operation and avoid the rotating of turning joints destroying fiber optics.



Features :

- Low insertion loss, high rotation speed
- Non-contact, zero friction, long working life, single core can achieve one hundred million revolutions
- Small size, light weight, high sealing class
- Fiber optics transmitting signal, no leaks , no electromagnetic interference, long-distance transmission



Part # Explanation

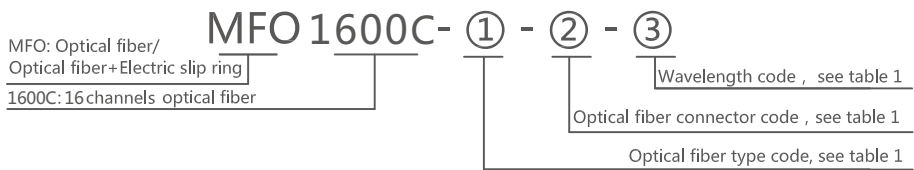


Table 1

Fiber Type Code	Fiber Connector Code	Wavelength Code
01 : 9/125um , Single-mode	FC : FC Connector ST : ST Connector	01 : 1310/1550(Single-mode)
02 : 50/125um , Multiple-mode	SC : SC Connector LC : LC Connector	02 : 850/1310(Multiple-mode)
03 : 62.5/125m , Multiple-mode	The connector face is PC by default , If APC is needed, APC should be added behind APC, such as FC/APC.	

Specifications

Items	Type	Single-Mode	Single-Mode
WaveWidth(nm)		±50	
Max insert Loss , 23°C(dB)		4	3.5
Insert Loss Ripple(dB)		2	1
Return Loss(dB)		≥50(APC)	≥40(PC)
Max Power(W)		0.5	
Weight(g)		200	
Max Rotating Speed(rpm)		250	
Working Life		>200 million turn	
Working Temperature(°C)		-45~85	
Storage Temperature(°C)		-50~85	
Protection Grade		IP54	

MFO2000C series

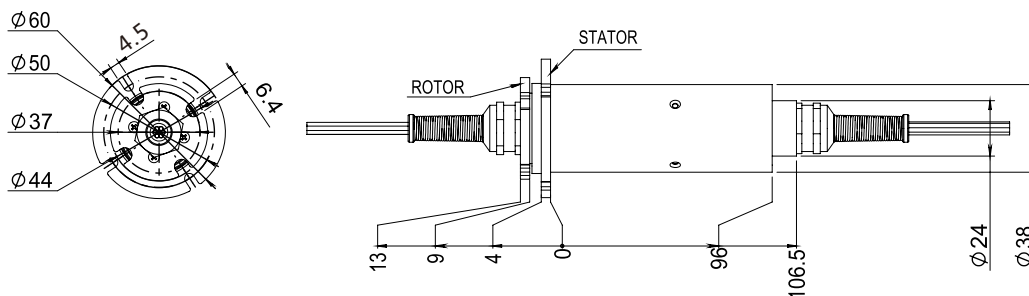
20 Channels (FORJ)Fiber Optic Slip Rings

MFO2000C fiber optic slip ring support 20 channels fiber optic(SM/MM). It can perfectly transmit data on 360° rotating. It is also especially suitable for occasion where it needs to transmit large volume data/signal from permanent position to rotation position under unlimited, continuous or discontinuous rotating, which can improve mechanical property, simplify system operation and avoid the rotating of turning joints destroying fiber optics.



Features :

- Low insertion loss, high rotation speed
- Non-contact, zero friction, long working life, single core can achieve one hundred million revolutions
- Small size, light weight, high sealing class
- Fiber optics transmitting signal, no leaks , no electromagnetic interference, long-distance transmission



Part # Explanation

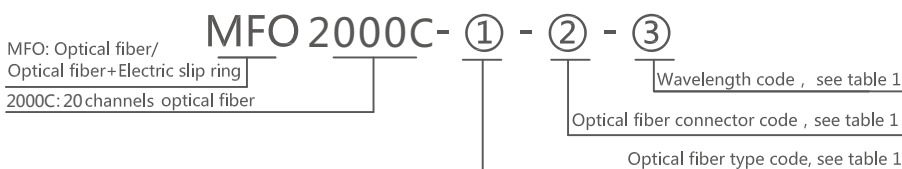


Table 1

Fiber Type Code	Fiber Connector Code	Wavelength Code
01 : 9/125um , Single-mode	FC : FC Connector ST : ST Connector	01 : 1310/1550(Single-mode)
02 : 50/125um , Multiple-mode	SC : SC Connector LC : LC Connector	02 : 850/1310(Multiple-mode)
03 : 62.5/125m , Multiple-mode	The connector face is PC by default , If APC is needed, APC shouldbe added behind APC, such as FC/APC.	

Specifications

Itmes	Type	Single-Mode	
		Single-Mode	Single-Mode
WaveWidth(nm)		±50	
Max insert Loss , 23°C(dB)		4	3.5
Insert Loss Ripple(dB)		2	1
Return Loss(dB)		≥50(APC)	≥40(PC)
Max Power(W)		0.5	
Weight(g)		200	
Max Rotating Speed(rpm)		250	
Working Life		>200 million turn	
Working Temperature(°C)		-45~85	
Storage Temperature(°C)		-50~85	
Protection Grade		IP54	

MFO2400C series

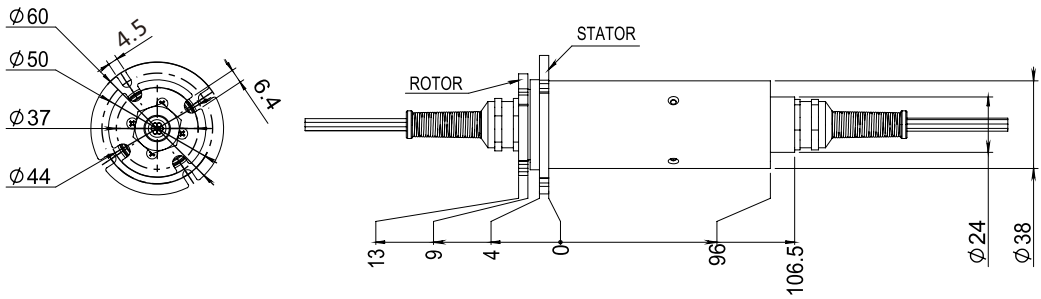
24 Channels (FORJ)Fiber Optic Slip Rings

MFO2400C fiber optic slip ring support 24 channels fiber optic(SM/MM). It can perfectly transmit data on 360° rotating. It is also especially suitable for occasion where it needs to transmit large volume data/signal from permanent position to rotation position under unlimited, continuous or discontinuous rotating, which can improve mechanical property, simplify system operation and avoid the rotating of turning joints destroying fiber optics.



Features :

- Low insertion loss, high rotation speed
- Non-contact, zero friction, long working life, single core can achieve one hundred million revolutions
- Small size, light weight, high sealing class
- Fiber optics transmitting signal, no leaks , no electromagnetic interference, long-distance transmission



Part # Explanation

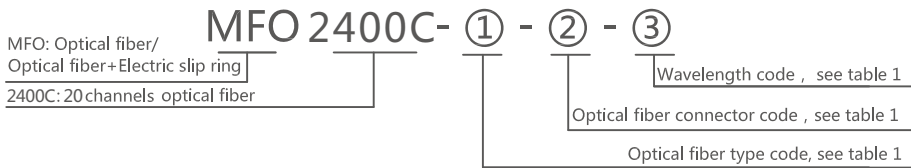


Table 1

Fiber Type Code	Fiber Connector Code	Wavelength Code
01 : 9/125um , Single-mode	FC : FC Connector ST : ST Connector	01 : 1310/1550(Single-mode)
02 : 50/125um , Multiple-mode	SC : SC Connector LC : LC Connector	02 : 850/1310(Multiple-mode)
03 : 62.5/125m , Multiple-mode	The connector face is PC by default , If APC is needed, APC should be added behind APC, such as FC/APC.	

Specifications

Items	Type	Single-Mode	Single-Mode
		±50	
WaveWidth(nm)		±50	
Max insert Loss , 23°C(dB)	4		3.5
Insert Loss Ripple(dB)	2		1
Return Loss(dB)	≥50(APC)		≥40(PC)
Max Power(W)	0.5		
Weight(g)	200		
Max Rotating Speed(rpm)	250		
Working Life	>200 million turn		
Working Temperature(°C)	-45~85		
Storage Temperature(°C)	-50~85		
Protection Grade	IP54		

MFO2600C series

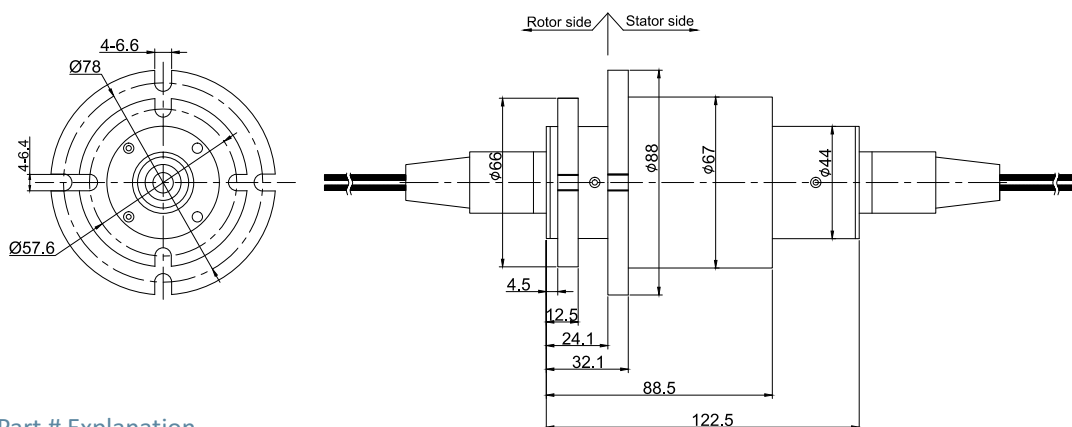
26 Channels (FORJ)Fiber Optic Slip Rings

MFO2600C fiber optic slip ring support 26 channels fiber optic(SM/MM). It can perfectly transmit data on 360° rotating. It is also especially suitable for occasion where it needs to transmit large volume data/signal from permanent position to rotation position under unlimited, continuous or discontinuous rotating, which can improve mechanical property, simplify system operation and avoid the rotating of turning joints destroying fiber optics.



Features :

- Low insertion loss, high rotation speed
- Non-contact, zero friction, long working life, single core can achieve one hundred million revolutions
- Small size, light weight, high sealing class
- Fiber optics transmitting signal, no leaks , no electromagnetic interference, long-distance transmission



Part # Explanation

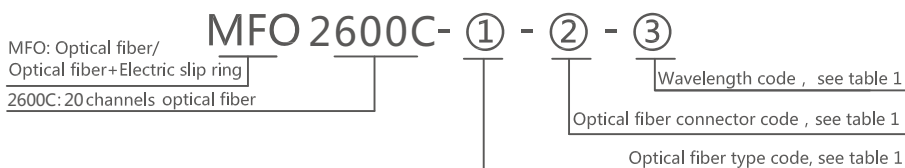


Table 1

Fiber Type Code	Fiber Connector Code	Wavelength Code
01 : 9/125um , Single-mode 02 : 50/125um , Multiple-mode 03 : 62.5/125m , Multiple-mode	FC : FC Connector ST : ST Connector SC : SC Connector LC : LC Connector The connector face is PC by default , If APC is needed, APC should be added behind APC, such as FC/APC.	01 : 1310/1550(Single-mode) 02 : 850/1310(Multiple-mode)

Specifications

Items	Type	Single-Mode	
		Single-Mode	Single-Mode
WaveWidth(nm)		±50	
Max insert Loss , 23°C(dB)		4	3.5
Insert Loss Ripple(dB)		2	1
Return Loss(dB)		≥50(APC)	≥40(PC)
Max Power(W)		0.5	
Weight(g)		200	
Max Rotating Speed(rpm)		250	
Working Life		>200 million turn	
Working Temperature(°C)		-45~85	
Storage Temperature(°C)		-50~85	
IP68		IP54	