
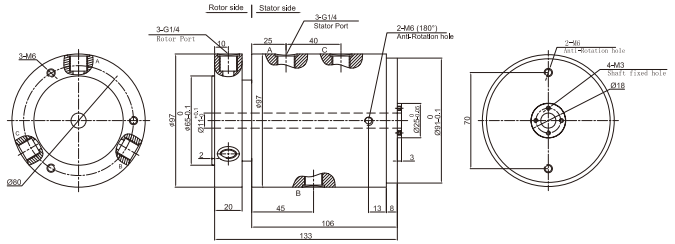


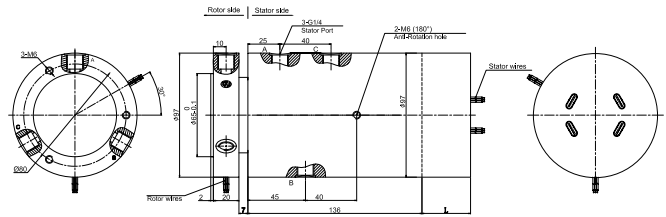
3 passages, G1/4




MAPH300F-03 Dimensions



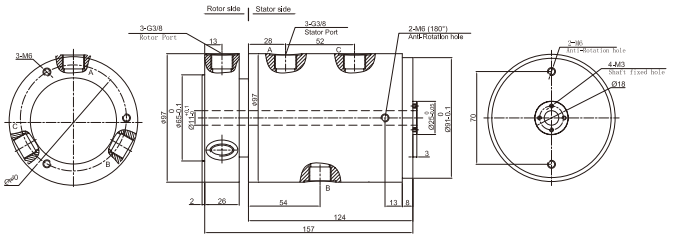
MAPH300F-03 Integration of gas and electricity Dimensions ▼



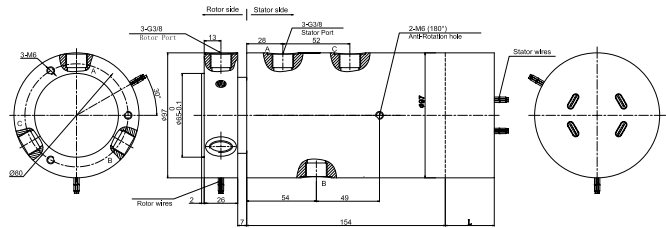
3 passages, G3/8




MAPH300F-04 Dimensions



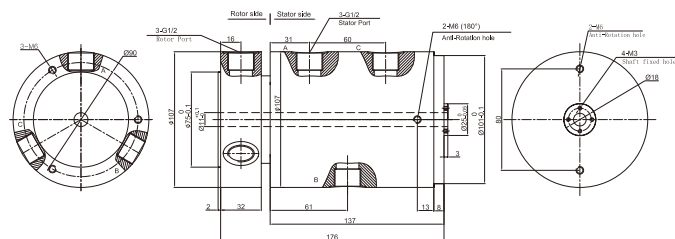
MAPH300F-04 Integration of gas and electricity Dimensions ▼



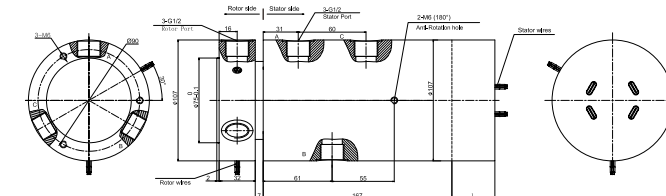
3 passages, G1/2



MAPH300F-05 Dimensions



MAPH300F-05 Integration of gas and electricity Dimensions ▼



Specifications

Rotary Union Specification		
Parameter	Value	
Passage	3 passages	
Max .Pressure	10MPa, Vacuum 100KPa	
Torque	depend on conection size	
Electrical Data		
Parameter	Value	
	Power	Signal
Rated Voltage	0~440VAC/VDC	0~440VAC/VDC
Insulation Resistance	≥1000MΩ/500VDC	≥1000MΩ/500VDC
Lead Wires	AWG17#Teflon	AWG22#Teflon
Lead Length	standard 300mm(adjustable)	
Insulation Strength	500VAC@50Hz, 60s	
Electrical Noise	<0.01Ω	
Mechanical Data		
Parameter	Value	
Working Life	See Product Quality Level Table	
Rotating Speed	See Product Quality Level Table	
Working Temperature	-30°C~80°C	
Operating Humidity	0~85% RH	
Contact Material	Precious Metal	
Housing Material	Aluminium Alloy	
Protection Grade	IP51	

Part# List

MAPH300F-XX Pnuematic/Hydraulic Slip Ring

1) XX=01,connection size=M5 Pipe size3~6mm 2) XX=02,connection size=G1/8" Pipe size3~10mm
 3) XX=03,connection size=G1/4" Pipe size3~12mm 4) XX=04,connection size=G3/8" Pipe size3~16mm
 5) XX=05,connection size=G1/2" Pipe size3~20mm

Part#	Pnuematic/Hydraulic Passage	10A	Signal or 5A	Length (mm)	Part#	Pnuematic/Hydraulic Passage	10A	Signal or 5A	Length (mm)
MAPH300F-XX-S06	3 passages	0	6	38	MAPH300F-XX-P1210-S06	3 passages	12	6	71.6
MAPH300F-XX-P0210-S04	3 passages	2	4	38	MAPH300F-XX-P1410-S04	3 passages	14	4	71.6
MAPH300F-XX-P0410-S02	3 passages	4	2	38	MAPH300F-XX-P1610-S02	3 passages	16	2	71.6
MAPH300F-XX-P0610	3 passages	6	0	38	MAPH300F-XX-S24	3 passages	0	24	88.4
MAPH300F-XX-S12	3 passages	12	0	54.8	MAPH300F-XX-P0410-S20	3 passages	4	20	88.4
MAPH300F-XX-P0210-S10	3 passages	2	10	54.8	MAPH300F-XX-P0610-S18	3 passages	6	18	88.4
MAPH300F-XX-P0310-S09	3 passages	3	9	54.8	MAPH300F-XX-P1210-S12	3 passages	12	12	88.4
MAPH300F-XX-P0610-S06	3 passages	6	6	54.8	MAPH300F-XX-S30	3 passages	0	30	105.2
MAPH300F-XX-P0810-S04	3 passages	8	4	54.8	MAPH300F-XX-P0610-S24	3 passages	6	24	105.2
MAPH300F-XX-P1010-S02	3 passages	10	2	54.8	MAPH300F-XX-S36	3 passages	0	36	125
MAPH300F-XX-P1210	3 passages	12	0	54.8	MAPH300F-XX-S42	3 passages	0	42	141.8
MAPH300F-XX-S18	3 passages	0	18	71.6	MAPH300F-XX-S48	3 passages	0	48	158.6
MAPH300F-XX-P0210-S16	3 passages	2	16	71.6					
MAPH300F-XX-P0410-S14	3 passages	4	14	71.6					
MAPH300F-XX-P0610-S12	3 passages	6	12	71.6					
MAPH300F-XX-P0810-S10	3 passages	8	10	71.6					
MAPH300F-XX-P1010-S08	3 passages	10	8	71.6					

Note:N channels 10A rings parallel can be used as 1 channel N*10A current. For example: 2 rings 10A parallel could be used as 1 wires 20A.
 10A and Signal(5A) can be combine in any way as you need.Max.ring:96 rings,can be customized based on standard slip rings.Please contact us.

Product Quality Level Table

Products Level Code	Max Rotating Speed	Working Life	Sealing Element
VC	100RPM	10 Million Revs	Common Seals
VD	300RPM	30 Million Revs	High-Quality Seals

Lead Wires Color Code

Ring	1	2	3	4	5	6	7	8	9	10	11	12
Color	BLK	RED	YLW	GRN	BLU	WHT	BLK	RED	YLW	GRN	BLU	WHT

(6 wires for 1 group color, from 7-12, repeat the same color as 1...6, indicated with number code pipe)

Options for custom slip ring

Note: Below special demands can be customized. According, the delivery date will be extended 3 to 15 days; also the cost will be increased 30% to 50%. Most of our basic parts are standard and modular, which can save the cost and lead time.

- ① Cable exit way and cable length can be customized for both rotor and stator.
- ② Because of the structure limitation, length/height/OD can be customized on your request.
- ③ Support current or signal up to 200 rings.
- ④ Aviation plug, terminal and heat-shrink tube are optional.
- ⑤ Hybrid slip ring for Yaskawa/Panasonic/Siemens servo control signal, power line and encoder line.
- ⑥ Support mixed high speed data transmission (including Ethernet, USB, RS232, RS485, Profibus, CanBUS, CANOPEN, DeviceNET, CC-LINK, ProfiNET, EtherCAT, etc.)
- ⑦ Can combine temperature control signal with thermocouple signal.
- ⑧ Special environment can be customized, such as quakeproof, high temperature, etc.
- ⑨ Hybrid Pneumatic/hydraulic and electric slip ring can be mixed.
- ⑩ High temperature can up to 500 degrees.
- ⑪ High pressure can up to 110KV
- ⑫ Rotating speed can up to 10000RPM
- ⑬ Maximum current can up to 5000 amperes.
- ⑭ Military grade
- ⑮ Optional for underwater IP65, IP68.
- ⑯ Optional for stainless steel housing

Technical support: technical@moflon.com